



Ministerul Educației al Republicii Moldova

Iulia IGNATIUC

Lara ALADIN

Ludmila FOCA

Dina PUIU

Ana MUNTEAN

# MAGIC

# ENGLISH

PUPIL'S BOOK · SECOND FORM

# 2



Editura ARC

Iulia IGNATIUC

Lara ALADIN

Ludmila FOCA

Dina PUIU

Ana MUNTEAN

# MAGIC

# ENGLISH


P U P I L ' S   B O O K   ·   S E C O N D   F O R M

# 2



Editura ARC

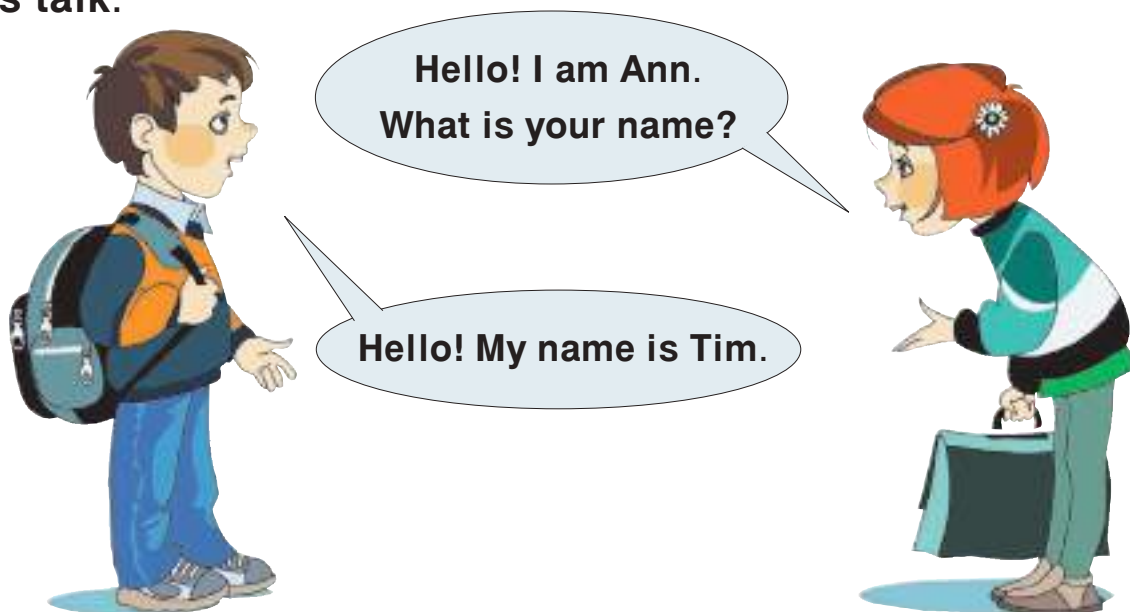
**1** Look, listen, and repeat.



**2** Look and say.



### 3 Let's talk.



### 4 Listen, repeat, and answer.

My name is Ann.  
My name is Tim.  
My name is Dan.  
What is your name?  
My name is \_\_\_\_\_.

### 5 Do it.



Sit down!




Stand up!



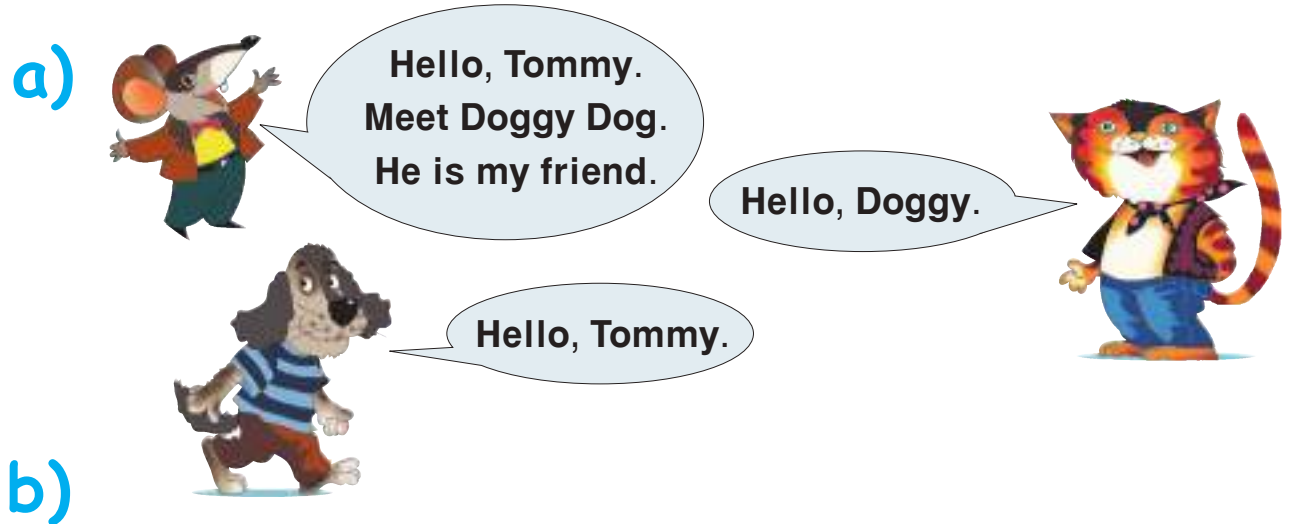
Say 'Goodbye!'




## 1 Look, listen, and repeat.



## 2 Look and say.



b)



### 3 Let's talk.



Ann

Tim



Tim John Dan



Rex

Tim



Tim

Alex

John

Dan



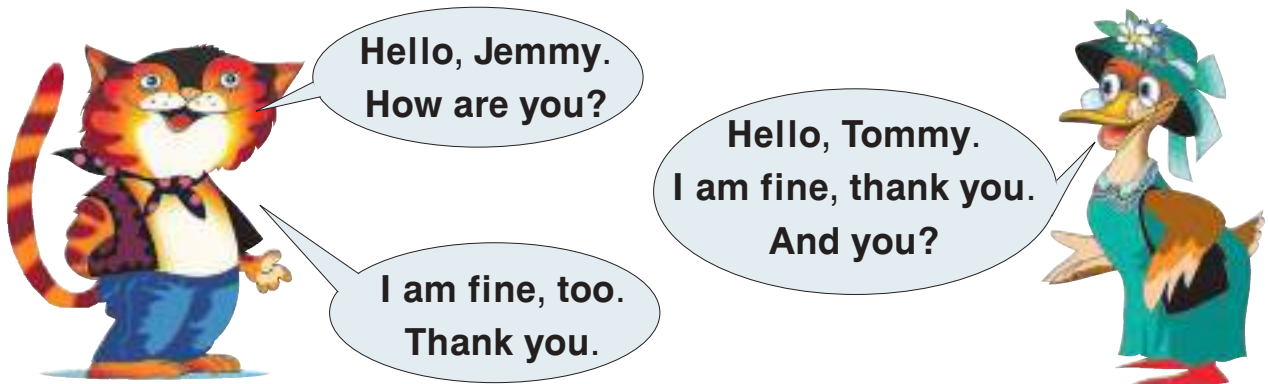
### 4 Let's sing.

#### A Girl from London

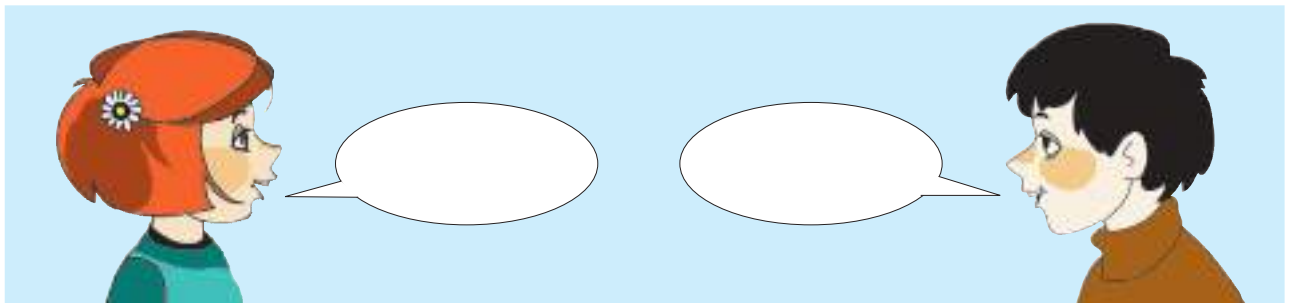
What is your name? What is your name?  
Now tell me, please, what is your name?  
My name is Janet. My name is Janet.  
My name is Janet. That is my name.



### 1 Look, listen, and repeat.



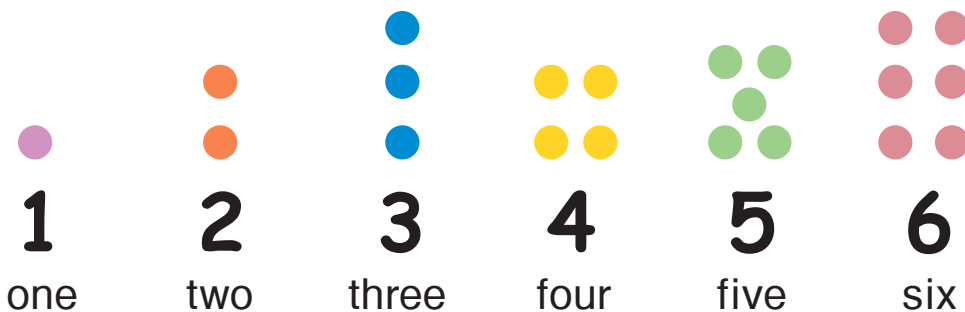
### 2 Let's talk.



Ann

Dan

### 3 Learn the numbers.



# 4 Look and say.

Example: Dan is number 1.

1

2

3

4

5

6



Dan

Ann

Tommy  
Cat

Petty  
Mouse

Danny  
Rabbit

Jemmy  
Duck

# 5 Learn the rhyme.

One, one, one,  
Danny Rabbit, run.

Two, two, two  
Dogs see you.

Three, three, three  
Cats in the tree.

Four, four, four  
Ducks on the floor.



# 6 Listen, repeat, and do.

1 2 3



One, two, three,  
Clap, clap, clap.

4 5 6



Four, five, six,  
Tap, tap, tap.

1 2 3 4 5 6



One, two, three,  
Four, five, six,  
Clap, clap, clap.



1 2 3 4 5 6

Tap, tap, tap,  
One, two, three,  
Four, five, six.



**1** Look, listen, and repeat.

1

one

2

two

3

three

4

four

5

five

6

six

7

seven

8

eight

9

nine

10

ten

11

eleven

12

twelve

**2** Look and say. **Examples:** Number one is a boy.  
Number eight is Danny Rabbit.

1



a boy

2



a girl

3



a woman

4



a man

5



Rusty Rooster

6



Jemmy Duck

7



Tommy Cat

8



Danny Rabbit

9



Doggy Dog

10



Ruddy Fox

11



Hoppy Frog


12





Petty Mouse



### 3 Listen and repeat.



### 4 Let's talk.



### 5 Play the counting game.

One, two, three, four,  
Go to the door.  
Five, six, seven, eight,  
Walk straight.  
Nine, ten, eleven, twelve,  
Count from one to...

### 6 Let's sing.

#### A Girl from London

How old are you? How old are you?  
Now tell me, please, how old are you?  
I am eight years old. I am eight years old.  
I am eight years old. That is my age.



### 1 Look, listen, and repeat.

a)

I am Rusty Rooster.  
I am from Moldova.



Moldova



England

I am Jemmy Duck.  
I am from England.



USA

I am Danny Rabbit.  
I am from the USA.

b)



### 2

Ask and answer.

**Example:** A: What is your name?

B: My name is Ann.

A: How old are you?

B: I am eight.

A: Where are you from?

B: I am from England.



Sam  
6  
USA



Nick  
10  
England



Maria  
12  
Moldova



Ann  
8  
England



Sandu  
9  
Moldova



Alice  
5  
USA

### 3 Look and say.



Hello, Hoppy.  
Meet my friend  
Jemmy Duck.



Hello!  
I am from England.

Hello, Jemmy.  
Where are you from?



### 4 Introduce your friend.

**Example:** Tim: Meet Sam.  
He is seven.  
He is from the USA.



Tim  
8  
England

Sam  
7  
USA

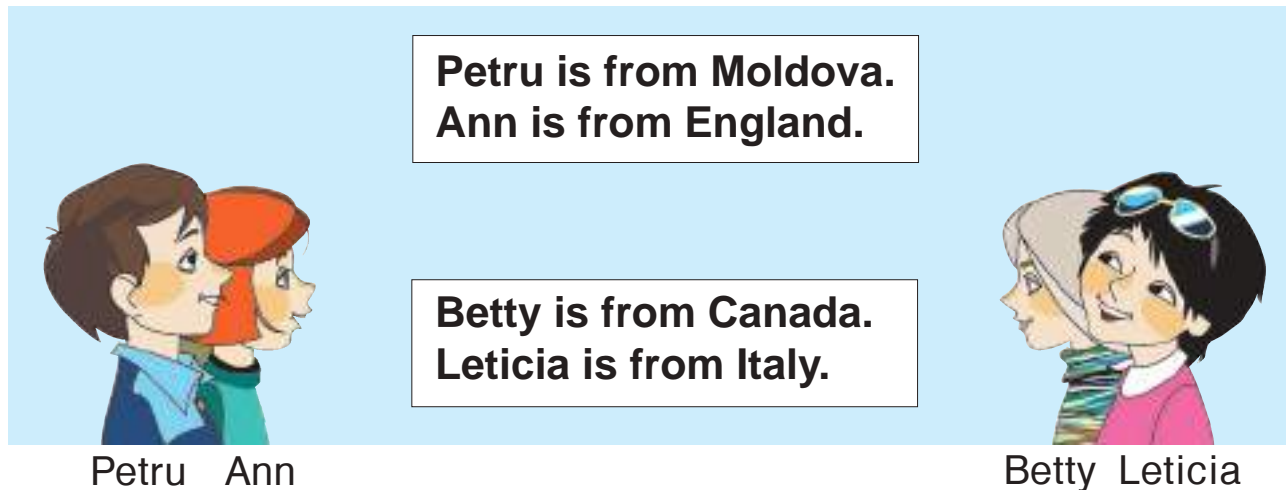
Ann  
8  
England

### 5 Let's sing.

#### A Girl from London

Where are you from? Where are you from?  
Now tell me, please, where are you from?  
I am from London. I am from London.  
I am from London. That is where I am from.

## 1 Look, listen, and repeat.



Petru is from Moldova.  
Ann is from England.

Betty is from Canada.  
Leticia is from Italy.

Petru Ann Betty Leticia

## 2 Look and say. Example: A. Where is Luciano from? B. He is from Italy.



Luciano Italy Pam Canada Ivan Russia Rodica Romania

Steve USA Sanda Moldova Paul England

## 3 Ask and answer.

Where is your mother from? She is from \_\_\_\_\_.

Where is your father from? He is from \_\_\_\_\_.

## 4 Let's talk.

a) **Tim:** Hello, Ann!  
Meet my friend Dan.  
He is from England.  
**Ann:** Hello, Dan.  
**Dan:** Hello, Ann.

b) **Tim:** Hello, Pat!  
How are you?  
**Pat:** I am fine, thank you.  
And you?  
**Tim:** I am fine, too.

c) **Betty:** How old are you, Kate?  
**Kate:** I am ten. And you?  
**Betty:** I am eleven.

## 5 Learn the rhyme.

One little, 1 2 3  
Two little,  
Three little ducks.

Seven little, 7 8 9  
Eight little,  
Nine little ducks.

Four little, 4 5 6  
Five little,  
Six little ducks.

Ten little, 10 11 12  
Eleven little,  
Twelve little ducks.



## 6 Let's sing.

### A Girl from London

Where is she from? Where is she from?  
Now tell me, please, where is she from?  
She is from London. She is from London.  
She is from London. That is where she is from.



**1** Look, listen, and repeat.




pencil



pen



pencil box



ruler



desk



map



exercise book



book

**This** is an exercise book.  
It's **my** exercise book.  
It's not **your** exercise book.

**That** is a pencil.  
It's **your** pencil.  
It's not **my** pencil.

## 2 Look, listen, and say.

This is my pen.  
It is not your pen.



That is your ruler.  
It is not my ruler.



This is my book.  
It is not your book.



That is your pencil box.  
It is not my pencil box.




## 3 Listen and do.

Open the book.  
Open the exercise book.  
Open the pencil box.

Close the book.  
Close the exercise book.  
Close the pencil box.


## 4 Read and write.



## 5 Draw your school things and name them in English.



**1** Look, listen, and repeat.



**Is this a pencil?  
Yes, it is.**


**Is that a sharpener?  
No, it is not.  
It is a pen.**

**Is this your pen?  
Yes, it is.**


**Is that your satchel?  
No, it is not.**

## 2 Look and ask.

a)



b)



## 3 Read and write.

Bb	L I
ball	Ben

**1** Look, listen, and repeat.

What's this?

It's a book.  
It's old.  
It's not new.

It's a pencil.  
It's short.  
It's not long.

It's a satchel.  
It's small.  
It's not big.

It's a satchel.  
It's big.  
It's not small.

It's a pencil.  
It's long.  
It's not short.

It's a book.  
It's new.  
It's not old.

**It's = It is**  
**It isn't = It is not**  
**What's = What is**

**What's this? It's a satchel.**  
**Is it new? Yes, it is. / No, it isn't.**

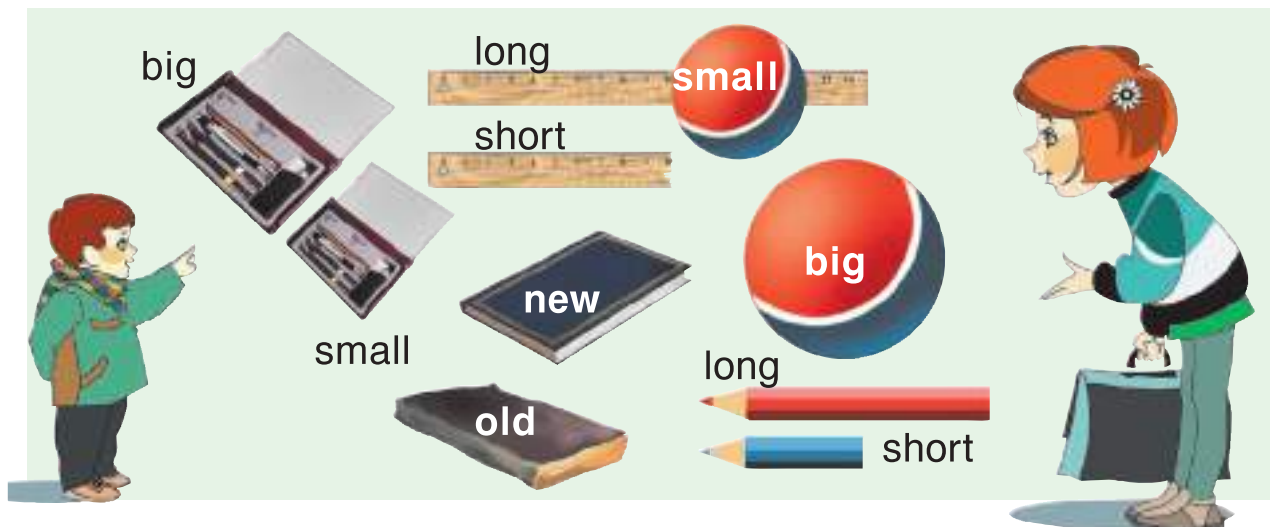
## 2 Ask and answer.

**Example:** Tim: What's this?

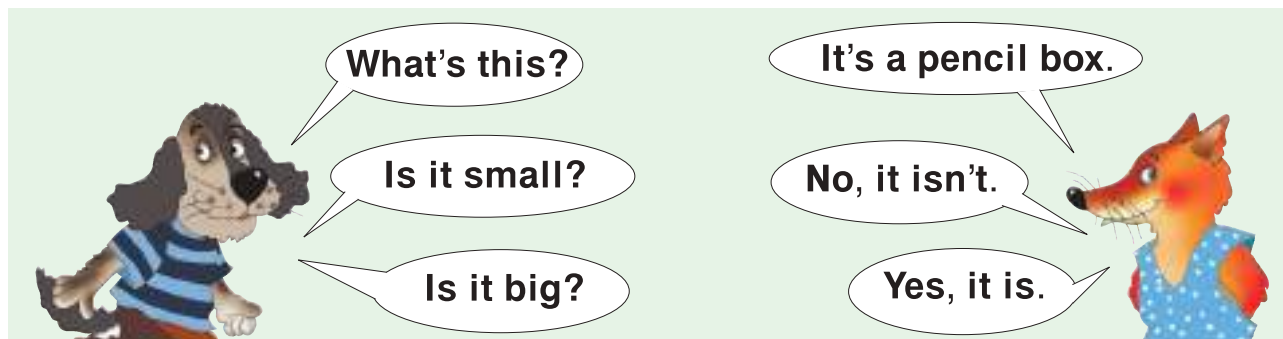
Ann: It's a pencil box. It's small.

Tim: What's that?

Ann: It's a ruler. It's long.



## 3 Let's talk.



## 4 Let's play "What is this?"

**Example:** A. It's long. What's this?

B. It's a ruler.

## 5 Name and write the letters. Read and write the words.



1 Look, listen, and repeat.



2 Look and say.

The ruler is white.

The pencil box is yellow.

The bag is green.

The pen is brown.

The pencil is red.

The book is blue.

The exercise book is pink.

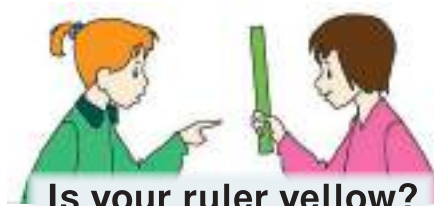


3 Look and answer.




Is your pen blue?

Yes, it is.



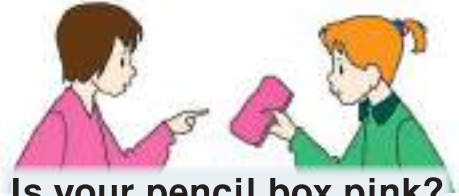
Is your ruler yellow?

No, it isn't. It's green.



Is your book red?

Yes, it is.



Is your pencil box pink?

Yes, it is.



## 4 Speak about your school things.

My pen is green. It's new.

My pencil box is black. It's big.

## 5 Let's play "Guess the colour".

It's a pen.

Is it white?      Is it green?

No, it isn't.      Yes, it is.

## 6 Learn the rhyme.

1 2



One, two,  
Red and blue.



This is a queen,  
Orange and green.



Up and down,  
Yellow and brown.




That is a kite,  
Black and white.

## 7 Read and write.

Aa	Bb	Ee	Ll	Mm	Nn	Pp	Tt
name			Pete				
Ann			Ben				
Pat			pen				
man			ten				



1 Look, listen, and repeat.

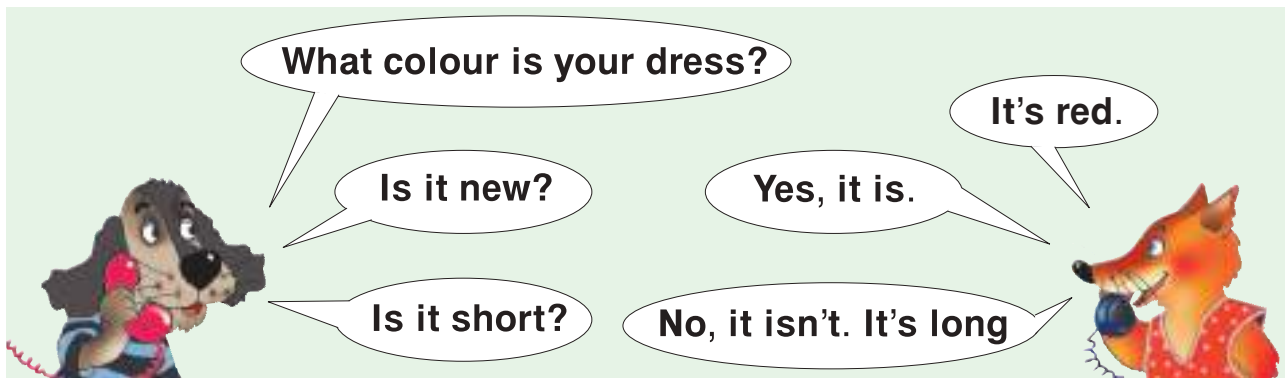


What colour is **his** tie? It's blue.  
What colour is **her** dress? It's green.

## 2 Ask and answer.

Example: A. What colour is your cap?  
B. It's red.

## 3 Let's talk.



## 4 Learn the rhyme.

My dress is green,  
Your shirt is white,  
Her blouse is yellow,  
His tie is bright.



## 5 Name and write the letters.

Cc Dd Gg Ii

## 6 Read and write.

a cat.	a man	
I am Dan.	I am Ben.	I am Ann.
I am nine.	I am ten.	I am big.

1 Look, listen, and repeat.



bench



tree



bush



lamp



bird



basket



flower



in the park

on the bench

near the bench

under the bench

in the tree  
in the bush  
in the park


near the bush  
near the bench  
near the tree

on the bench  
on the lamp

under the bench  
under the tree



**2** Ask and answer.      Example:      Where is the girl?  
In the park.



**3** Let's talk.      Example:      Where is your pen?  
On the desk.

**4** Name and write the letters.

F f O o R r S s

**5** Read and write.

a frog  
a girl  
a tree  
a bird

The frog is green.  
The girl is small.  
The tree is old.  
The bird is big.

**1** Unscramble the words. Read and write them.  
bdri der grnee frgo nein

**2** Say what colour it is.  
Example: The tree is green.



**3** Name the colours of the flags.



Moldova



UK



USA



Canada

**4** Let's play "I See Something Red".

Example: A. I see something red.  
B. Is it a ball?  
A. Yes, it is./ No, it isn't.

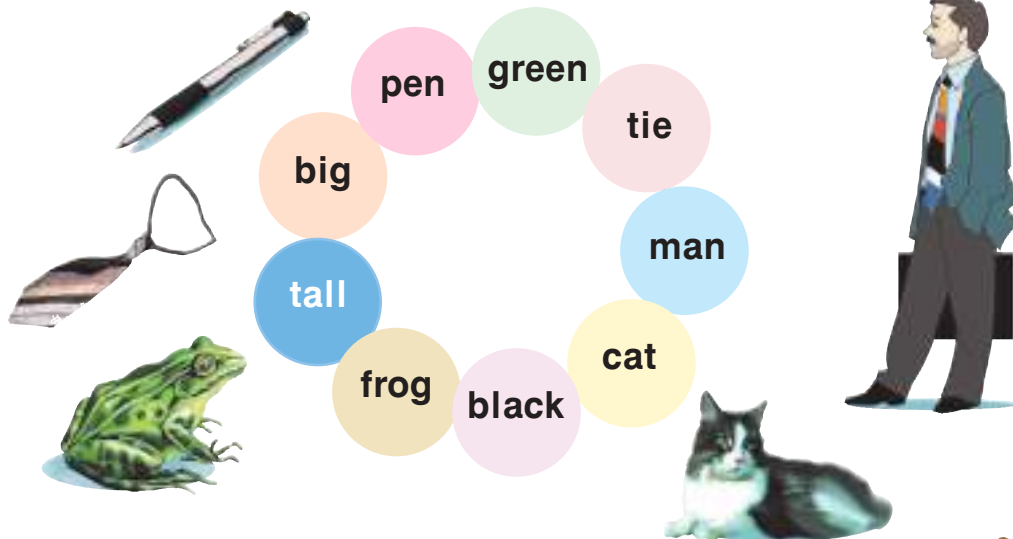
## 5 Look and say.

Example: The bird is in the tree.



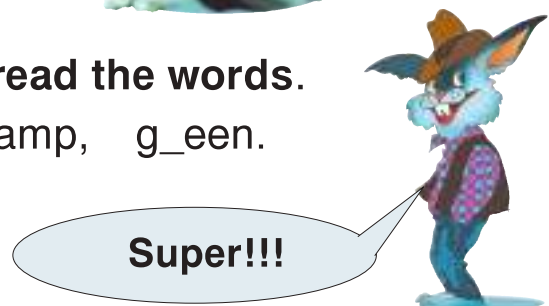
## 6 Which words match? Write them in your exercise book.

Example: The frog is green.




## 7 Write the missing letters and read the words.

t\_e, \_an, t\_n, d\_ess, \_amp, g\_een.





1 Look, listen, and repeat.



I'm = I am

Tim's plane is red.  
Ann's kite is big

2 Listen and repeat.

This is Tim's bike. His bike is good.  
This is Tim's bus. His bus is blue.  
This is Tim's train. His train is long.  
This is Ann's doll. Her doll is big.  
This is Ann's rope. Her rope is new.

### 3 Look and say.

John



This is John's train.  
It's short.

Tim



Alex



Dan



Stacy



Irina



This is Irina's rope.  
It's long.

Bill



Tim



### 4 Name and write the letters.

Hh Kk Uu Yy

### 5 Read and write.

a cap an eraser a train a bus

This is your cap. It is old.

That is an eraser. It is not a pen.

Her name is Kate. His name is Andy.

Ann's doll is small. Andy's bus is big.

1 Look, listen, and repeat.



grandfather

grandmother



father



mother



sister



brother



I **have** a brother and a sister.  
We **have** a mother and a father.

2 Listen and repeat.

Tim's mother is **young**.

Jim's grandmother is old.

Nick's father is **tall**.

Ann's grandfather is short.

Lily's brother is **kind**.

Andy's sister is **pretty**.

### 3 Look and say.

**Example:** Jim's father is tall.



### 4 Read the sentences.

I am Tim. I have a sister. She is pretty.

I am Lily. I have a brother. He is tall.

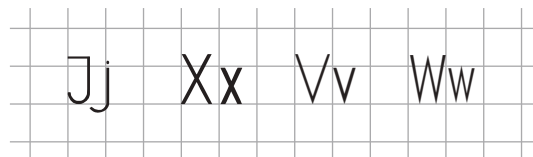
I am Nick. I have a mother and a father. They are young.

I am Andy. I have a grandmother and a grandfather. They are kind.

We have a dog. It is big.

### 5 Speak about your family.

### 6 Name and write the letters.



### 7 Read and write.

kind pretty vest box white

Dan's father is young. He is tall.

Jim's sister is small. She is pretty.

Mary's vest is new. It is black.

**1** Look, listen, and repeat.



Mr Dean  
**policeman**



Mrs Reeds  
**housewife**



Mr Reeds  
**mechanic**



Tim  
**pupil**



Mr Parker  
**programmer**



Mr White  
**teacher**



Mrs Grey  
**shop-assistant**



Mr Davis  
**doctor**



Mr Black  
**driver**



Mr Hanson  
**farmer**

**Is your father a driver? Yes, he is. / No, he isn't.  
Is your mother a doctor? Yes, she is. / No, she isn't.**

**2** Ask and answer questions about the pictures.

**a)** A: What is Mr White's job?  
B: He is a teacher.

**b)** A: Is Mr Davis a farmer?  
B: No, he isn't.  
A: What is his job?  
B: He is a doctor.



### 3 Look and say.



### 4 Listen and read the sentences.

Tim's mother is a doctor. His father is a programmer.  
Ann's father is a farmer. Her mother is a shop-assistant.  
My sister is a teacher. My brother is a driver.  
Andy's grandfather is a mechanic. His grandmother is a housewife.

5 a) Find someone whose father/mother/grandfather/grandmother is: **a farmer, a doctor, a teacher, a shop-assistant, a driver, a housewife, a policeman, a programmer, a mechanic.**  
Example: Is your mother a doctor?

b) Report your findings to the class.  
Example: Kate's mother is a housewife.

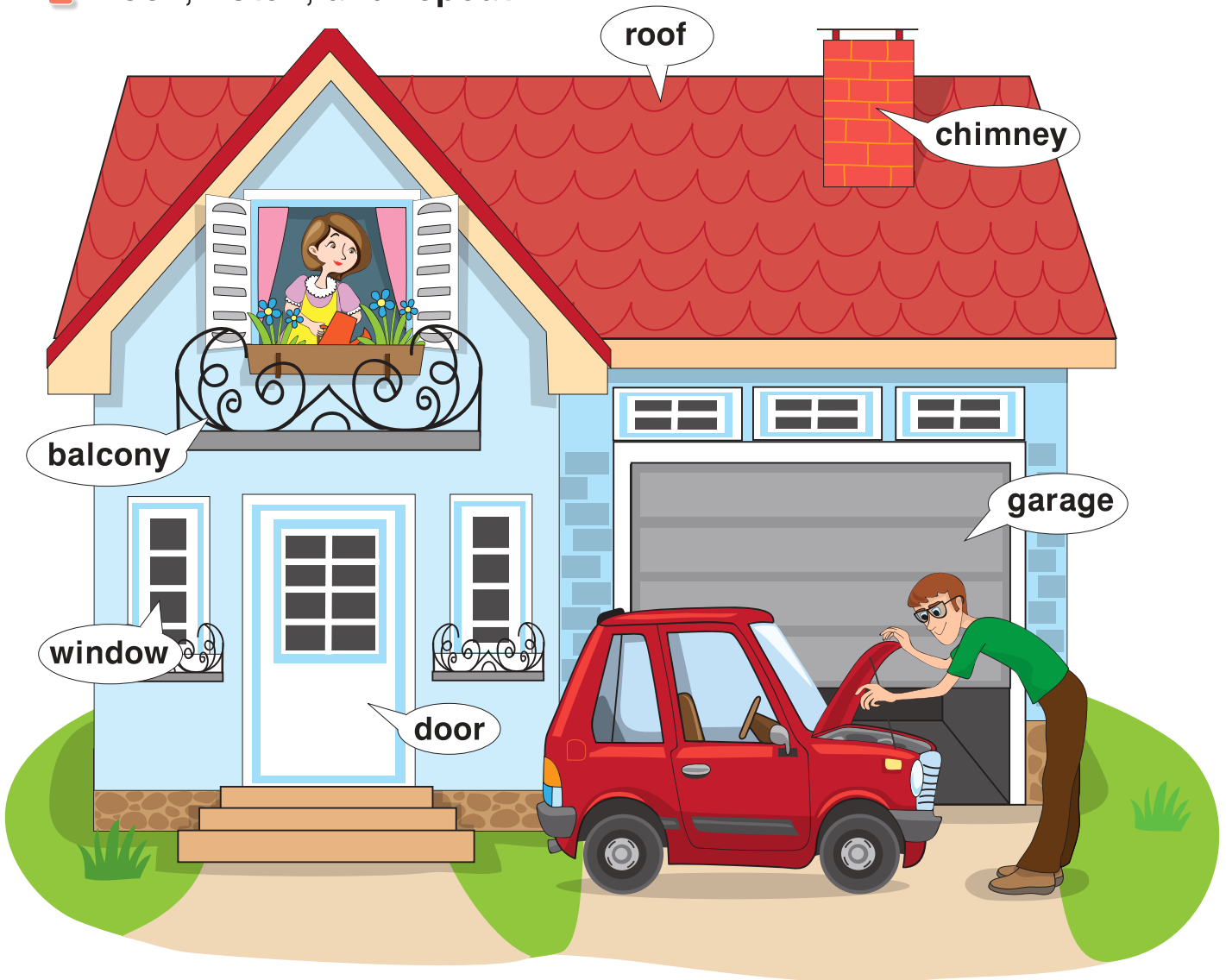
### 6 Name and write the letters.



### 7 Write the missing letters and read the words.

mo\_her, sist\_r, fat\_er, br\_ther, tea\_her, dri\_er, p\_pil.

1 Look, listen, and repeat.



She **has** a house. It **has** a garden.  
He **has** a house. It **has** a garage.

2 Read.

She has a house. Her house is new.  
It has a balcony. It is small.  
It has a garage. It is big.  
It has a garden. It is big too.

**3 Look and say. Example:** Tim has a ball. Ann has a rope.



**4 Read the rhyme. Say what Sue and Jack have.**

I am Sue, I have a bike

And I have a red ball.

I am Sue, I have a doll.

A doll, a bike and a red ball.

I am Jack, I have a kite

And I have a black cat.

I am Jack, I have a book.

A book, a kite and a black cat.

**5 Read and answer the questions.**

Jill has a house. It is new. It is in a tree. It is a bird house.  
It is not big. It is small. The house is yellow. The roof is red.  
The window is white.

1. Where is the house?
2. Is the house big?
3. What colour is the roof?
4. What colour is the window?



**6 Read and write.**

Qq Zz

a window a garage a chimney  
a garden a queen a zoo  
We have a house. It is new.

**1 Look, listen, and repeat.**



bed



computer

bath-tub



fridge

TV set



TV-stand



living-room



bedroom



bathroom



kitchen

**I don't = I do not**  
**We don't = We do not**

**2 Look, read and answer.**

Where is Tommy Cat?

Where is Jemmy Duck?

Where is Doggy Dog?

Where is Pinky Pig?

**3 Match and read the sentences.**

1. The TV set is in the ...

2. The bath-tub is in the ...

3. The fridge is in the ...

4. The bed is in the ...

5. The car is in the ...

**A. bedroom**

**B. kitchen**

**C. living-room**

**D. garage**

**E. bathroom**

**Do you have a computer? Do you have a TV set?**  
**Yes, I do. / Yes, we do. No, I don't. / No, we don't.**

#### 4 Read.

We have a house. It is new. It has a living-room and two bedrooms. The living-room is big. The bedrooms are small. The computer is in my bedroom. The TV set is in the living-room. We have a kitchen and a bathroom too.

#### 5 Ask and answer.

**Example:** A: I have a bike. Do you have a bike?  
 Yes, I do.  
 B: I have a cat. Do you have a cat?  
 No, I don't. I have a dog.

#### 6 Look and say.

Tim has a \_\_\_\_\_.



Andy has a \_\_\_\_\_.



#### 7 Read and sing the ABC.

A, B, C, D, E, F, G, H, I, J, K, L, M,  
 N, O, P, Q, R, S, T, U, V, W, X, Y, Z.

Now you see  
 How I know the ABC.



**1** Look, listen, and repeat.



bookcase



chair



armchair



table



sofa



Mrs White

Mr White

Mrs Green

Sid

Dolly

carpet

floor

**He doesn't = He does not**  
**She doesn't = She does not**

**Does he have a lorry?**  
**Yes, he does. / No, he doesn't.**

**2** Look and say.

- a)** A: Do they have a sofa?  
B: Yes, they do.  
A: Do they have a computer?  
B: No, they don't.

- b)** A: Does Dolly have a doll?  
B: Yes, she does.  
A: Does Sid have a train?  
B: No, he doesn't.

### 3 Let's talk.

- a) Do you have a house?  
Yes, we do. / No, we don't. We have a flat.
- b) Does Nick have a sister?  
Yes, he does. / No, he doesn't. He has a brother.

### 4 Read.



#### Our Living-room

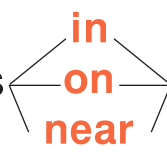
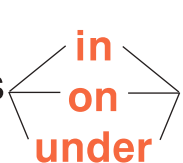
We have a sofa and an armchair. They are new. They are white. They are in the living-room. We have a bookcase. It is in the living-room, too. We have a carpet. It is on the floor. Mother has a new book. Father has a newspaper. Sid has a lorry. I have a pretty doll. Does grandmother have a book? No, she doesn't. She has a scarf.

### 5 Ask and answer questions about the picture on p. 38.


**Example:** Where is the chair?  
It is near the little table.

### 6 Look at the picture and choose the right word.

The carpet is  the floor.    The table is  the armchair.

The sofa is  the living-room.    The ball is  the chair.

### 7 Arrange the letters in alphabetical order.



### 8 Let's play "Guess what Tom has in his satchel".


## 1 Look and say what the characters in the pictures have.

**Example:** Hoppy Frog has a flower.  
She doesn't have a book.



## 2 Ask and answer.

**Example:** Is Pat a pupil? Yes, she is.



## 3 Arrange the words and read the sentences.

1. a, I, doll, have.

2. don't, I, plane, a, have.

3. name, Sid, is, My.

4. eight, I, am.

5. Polly's, is, house, new.

6. is, farmer, Mr Hanson, a.

#### 4 Write the missing vowels.



## 5 Say where they are.



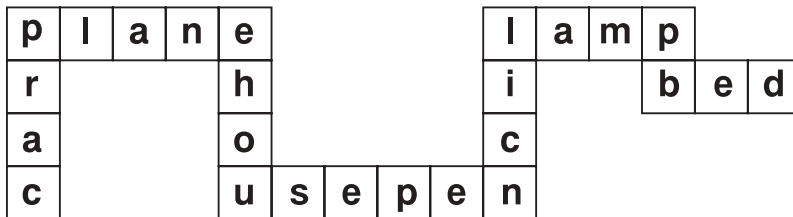
**Sid**

**Mrs White**

**Mr Reeds**

**Mrs Smith**

**6 Find 7 words. Write them.**



**7** Arrange the words in alphabetical order.



### 1 Look, listen, and repeat.



one dog – two dogs  
one boy – three boys

one cat – four cats  
one tree – five trees

### 2 Look at the pictures and say how many.

**Example:** How many umbrellas?  
One umbrella.

How many trees?  
Five trees.

### 3 Read.

**Tim:** Do you have a pencil?

**Dan:** Yes, I do. It's in my pencil box.

**Tim:** Oh! You have two pencils in it.  
Give me one, please.

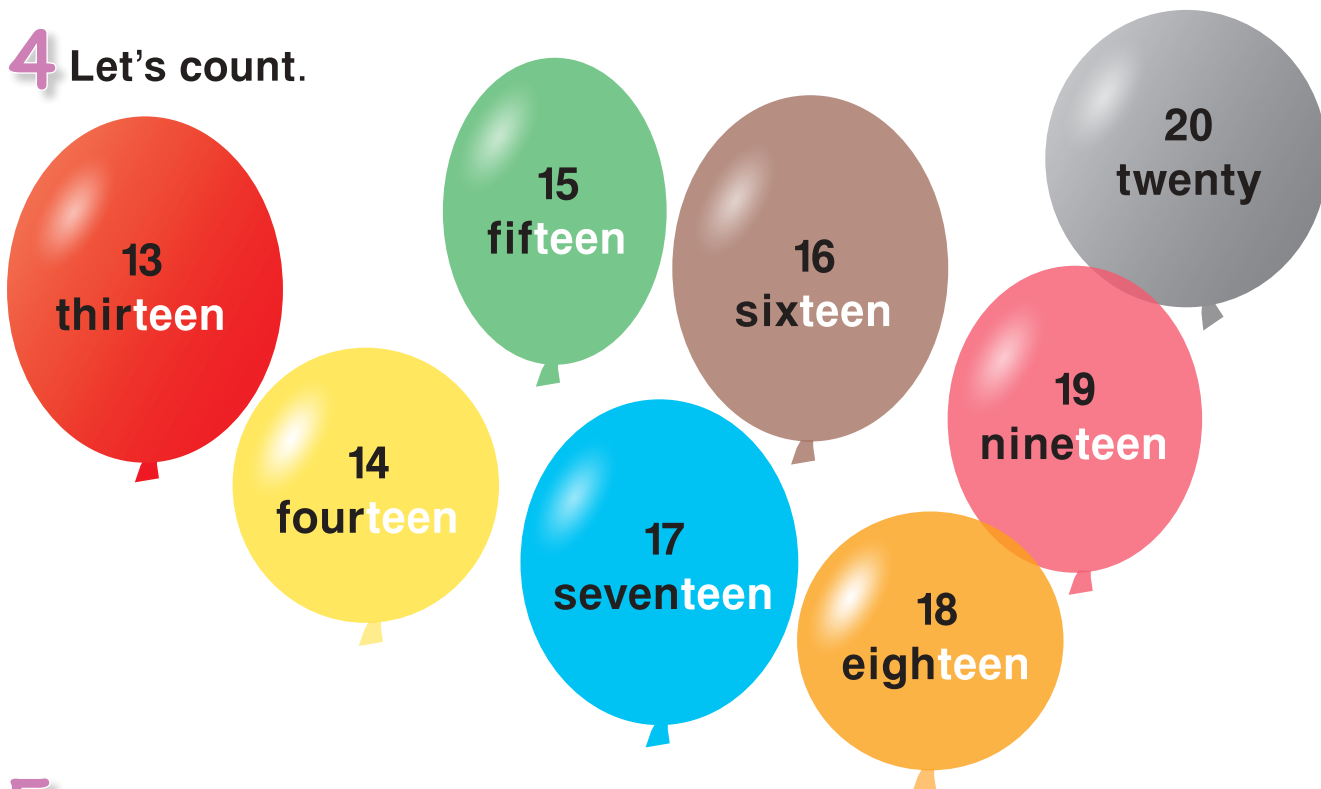
**Dan:** Here you are.

**Tim:** Thank you.





#### 4 Let's count.



#### 5 Read and learn the rhyme.

One banana, two bananas,  
one, two, three.  
Three bananas in the tree!  
Four bananas, five bananas,  
four, five, six.  
Six bananas in the tree!  
Seven, eight, nine, ten!  
Ten bananas in the tree!

Eleven, twelve, thirteen.  
Thirteen bananas in the tree!  
Fourteen, fifteen, sixteen.  
Sixteen bananas in the tree!  
Seventeen, eighteen, nineteen,  
twenty!  
Twenty bananas in the tree!

#### 6 Count the things in your classroom.

#### 7 Say how many.

**Example:** I have one pencil.

Vicky has one, two, three, four, five pencils.

#### 8 Let's talk.

**Example:** My brother is sixteen.

Do you have a brother? How old is he?

1 Look, listen, and repeat.



This is a car.  
That is a lamp.



These are cars.  
Those are lamps.

2 Look and say.

This is a doll.  
That is a tree.



This is a \_\_\_\_\_.  
That is a \_\_\_\_\_.



These are \_\_\_\_\_.  
Those are \_\_\_\_\_.



These are \_\_\_\_\_.  
Those are \_\_\_\_\_.



### 3 Listen and read.

1. This is Tim's bike and these are his cars.
2. This is Tom's dog and these are his balls.
3. This is Ann's scarf and these are her skirts.
4. This is Kate's rope and these are her dolls.
5. That is Sam's brother and those are his sisters.
6. That is Kate's pencil box and those are her books.
7. That is Dan's friend and those are his teachers.

### 4 Complete the dialogue. Read it.



**Tim:** These are my \_\_\_\_\_.  
They \_\_\_\_\_ new.  
Do you have \_\_\_\_\_?



**Ann:** No, I don't. But I have two \_\_\_\_\_.  
These are my \_\_\_\_\_.  
And those are my \_\_\_\_\_.



### 5 Substitute words for pictures and read the sentences.




This is a  .


These are    .

This is a  .


These are    .

This is a  .

These are    .

That is a  .

Those are    .

That is a  .

Those are    .

### 6 Arrange the words and read the sentences.

1. my, is, This, car.
2. Dan's, These, trains, are.
3. is, skirt, her, That.
4. Those, shirts, not, his, are.

1 Look, listen, and repeat.



dress – dresses

bench – benches

bush – bushes

fox – foxes

2 Ask and answer.

a) Are these jeans?  
Yes, they are.

b) Are those dresses?  
No, they are not.

### 3 Choose the right answer.

Are these shorts?



Yes, they are.  
No, they are not.

Are these dresses?



Yes, they are.  
No, they are not.

Are these foxes?



Yes, they are.  
No, they are not.

Are these shoes?



Yes, they are.  
No, they are not.

Are these trousers?



Yes, they are.  
No, they are not.

### 4 Read.



These are Tim's jeans. They are new. They are not old. They are blue. Those are his father's shoes. They are new too. They are not blue. They are brown.



### 5 Read and say **True** or **False**.

Tim has jeans.  
Tim's jeans are old.  
Tim's jeans are green.  
Those are Tim's shoes.  
His father's shoes are brown.



1 Look, listen, and repeat.



2 Do and say.



**Example:** Point to your nose and say: "This is my nose". Point to your eyes and say: "These are my eyes".




### 3 Substitute words for pictures and read the sentences.


I have two eyes. My  are green.


Pat has two eyes. Her  are blue.


I have two ears. My  are small.

The dog has two ears. Its  are big.

I have a nose. My  is short.

Pinnochio has a nose. His  is long.

I have two hands. My  are clean.

Little Johnny has two hands. His  are dirty.

### 4 Ask and answer questions.

**Example:** A: How many bikes?


B: Two.



### 5 Sing the song “Alouette”.

### 6 Learn the poem “All About Me” from page 106.

1 Look, listen, and repeat.



It's winter. It's cold. It's a cold season.



## 2 Read and say what season it is.

It's a cold season.  
It's \_\_\_\_\_.



It's a warm season.  
It's \_\_\_\_\_.



It's a hot season.  
It's \_\_\_\_\_.



It's a cool season.  
It's \_\_\_\_\_.



## 3 Substitute words for pictures and answer the questions.

**Example:** Do we have  in winter? Yes, we do.

Do we have  in summer? No, we don't.

Do we have  in spring? \_\_\_\_\_.

Do we have  in autumn? \_\_\_\_\_.

Do we have  in winter? \_\_\_\_\_.

Do we have  in summer? \_\_\_\_\_.

Do we have  in autumn? \_\_\_\_\_.

## 4 Ask and answer.

When is your birthday?  
It's in summer.



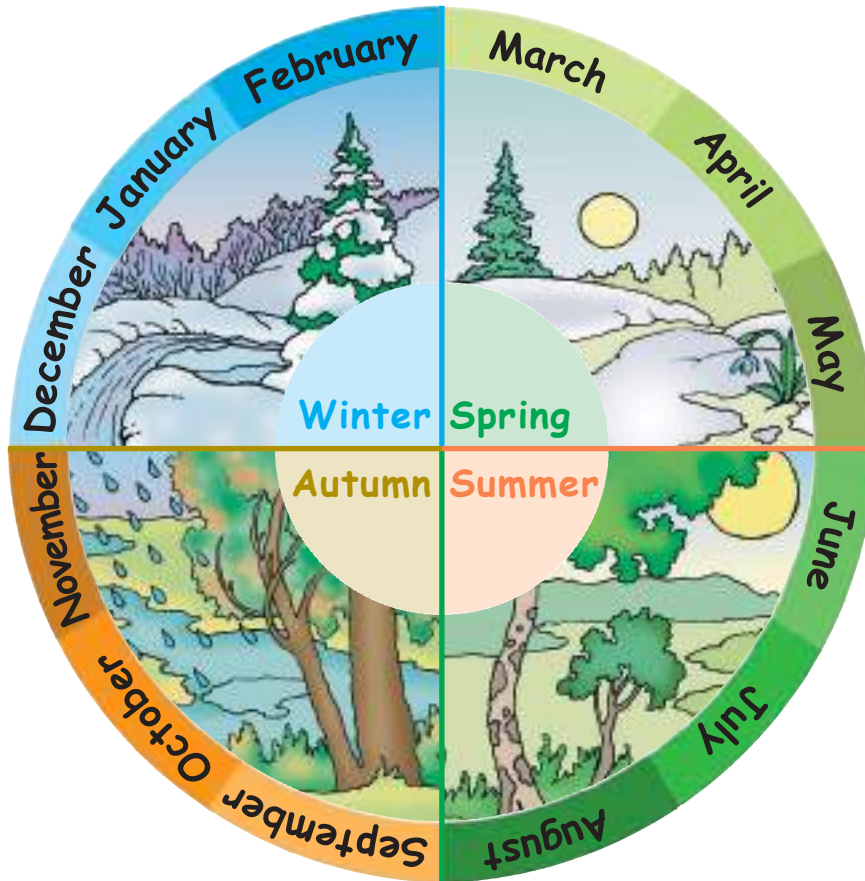
## 5 Read.

### The Seasons

Spring is warm.  
Summer is hot.  
Autumn is cool.  
Winter is cold.

Spring is green.  
Summer is bright.  
Autumn is yellow.  
Winter is white.

1 Look, listen, and repeat.



2 Ask and answer.

Is it cold in winter? Yes, it is.

Is it hot in October? No, it isn't



January  
1<sup>st</sup> – first



February  
2<sup>nd</sup> – second



March  
3<sup>rd</sup> – third



April  
4<sup>th</sup> – fourth



May  
5<sup>th</sup> – fifth

May is the fifth month.  
October is the tenth month.



### 3 Complete and read the sentences.

January is **the first** month.

February is the \_\_\_\_\_ month.

March is the \_\_\_\_\_ month.

April is the \_\_\_\_\_ month.

### 4 Ask and answer. Example: When is Tim's birthday? It's in December.



**Tim**  
**December**



**Sandu**  
**January**



**Tanea**  
**February**



**Sergiu**  
**October**



**Andrew**  
**March**



**Vicky**  
**April**



**Alex**  
**June**



**Dan**  
**July**

### 5 Read.

#### It Is Winter

It's cold. It is not warm. The days are short and the nights are long. The trees and houses are white. My snowman is white too. His birthday is in December. December is the first winter month. My birthday is in February. February is the third winter month.



### 6 Look at the picture and write five sentences to describe it.

**1** Listen and circle the letter.

a	b	c	d	e	f	g	h	i	j	k	l	m
n	o	p	q	r	s	t	u	v	w	x	y	z

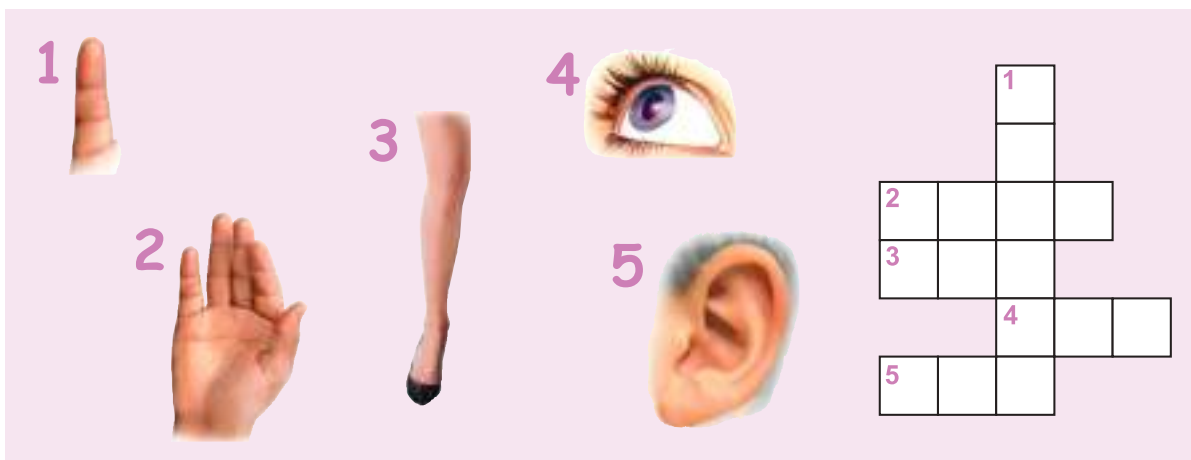
**2** Name, count, and describe.



**3** Match and read.

- |                 |              |
|-----------------|--------------|
| 1. The eleventh | A. November  |
| 2. The second   | B. April     |
| 3. The seventh  | C. June      |
| 4. The fifth    | D. August    |
| 5. The third    | E. January   |
| 6. The ninth    | F. October   |
| 7. The first    | G. March     |
| 8. The fourth   | H. December  |
| 9. The sixth    | I. July      |
| 10. The tenth   | J. February  |
| 11. The eighth  | K. May       |
| 12. The twelfth | L. September |

## 4 Complete the crossword puzzle.



## 5 Look at the picture and write **this**, **these**, **that**, **those**.

This is a map.  
 \_\_\_\_\_ is a satchel.  
 \_\_\_\_\_ are pupils.  
 \_\_\_\_\_ are trees.  
 \_\_\_\_\_ are cars.  
 \_\_\_\_\_ is a policeman.  
 \_\_\_\_\_ is a teacher.



## 6 Read and answer the questions.

Is it warm in winter?

Is it hot in summer?

Is it cool in spring?

Do we have snowdrops in autumn?

Do we have rain in spring?

Is the grass green in winter?

Does it rain in autumn?

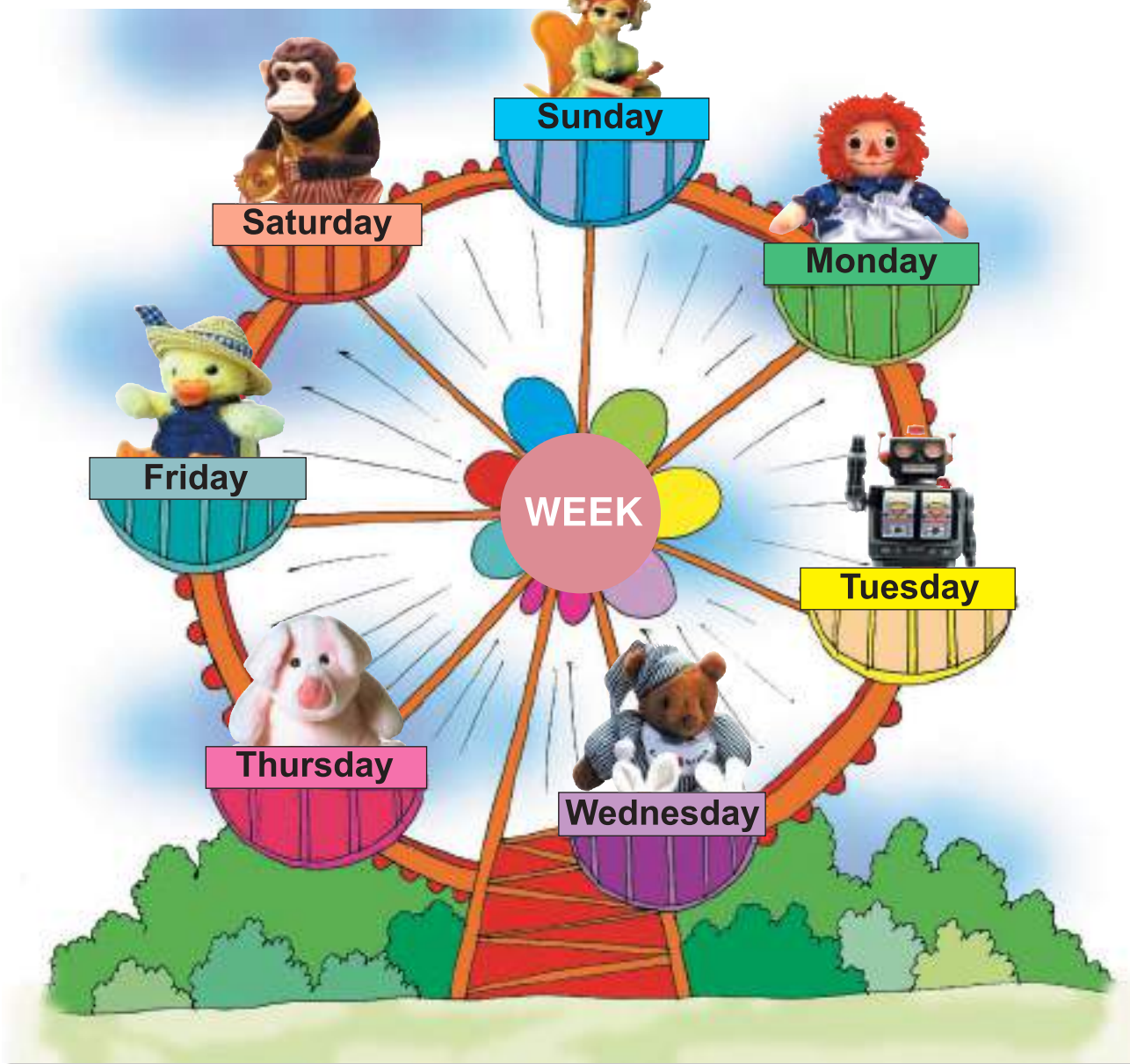
Does it snow in summer?

## 7 Name the spring/summer/autumn/winter months.



# What Day Is It Today?

1 Look, listen, and repeat.



2 Read.

A: What day is it today?

B: It's Monday. It's the second day of the week in England.

A: What is the first day of the week in England?

C: It's Sunday.



### 3 Look and read.



On Monday I get up.

On Tuesday I wash.



On Wednesday I eat.

On Thursday I read.



On Friday I write.

On Saturday I play.



On Sunday I go to bed.



### 4 Play the game 'Odd-Man-Out'.

Diana, Dan, Alex, Andy, Sunday  
red, brown, green, Monday, blue  
long, short, Tuesday, new, thin  
five, Wednesday, seven, twelve  
Thursday, wash, play, eat, sleep  
head, Friday, nose, mouth, hand  
house, room, Saturday, kitchen, bathroom

### 5 Arrange the days of the week. Write them in your exercise book.

Friday, Sunday, Wednesday, Monday,  
Thursday, Saturday, Tuesday



1 Look, listen, and repeat.



It's seven  
o'clock.



It's five  
o'clock.



It's eleven  
o'clock.



It's three  
o'clock.

2 Look and say what time it is.



It's \_\_\_\_\_  
o'clock.



\_\_\_\_\_  
\_\_\_\_\_.



\_\_\_\_\_  
\_\_\_\_\_.



\_\_\_\_\_  
\_\_\_\_\_.

3 Let's talk.

A: Excuse me. What time is it?

B: It's seven o'clock.

A: Thank you.

B: You are welcome.

4 Guess the time. Example: Is it three o'clock? – No, it isn't.  
Is it two o'clock? – Yes, it is.



I get up at seven o'clock.

I go to bed at nine.

Dan gets up at eight o'clock.

Dolly goes to bed at ten.

## 5 Read and say when you usually do the following.

I get up at seven o'clock. Tim gets up at eight o'clock. I eat at nine o'clock. Bill eats at ten o'clock. I go to school at eight o'clock. Kim goes to school at twelve o'clock. I come home at one o'clock. Jane comes home at two o'clock. I go to bed at nine o'clock. Dolly goes to bed at ten o'clock.

## 6 Look and say what the Browns usually do at 8 o'clock.


**Example:** Tom plays at 8 o'clock.



## 7 Learn the rhyme.

Tick-tock, tick-tock,  
Says the clock.  
Tock-tick, tock-tick,  
Be quick.

1 Look, listen, and repeat.



I don't play in the morning.  
She doesn't play in the morning.

2 Say what you do/don't do in the morning.

Example: I get up in the morning.  
I don't go to bed in the morning.

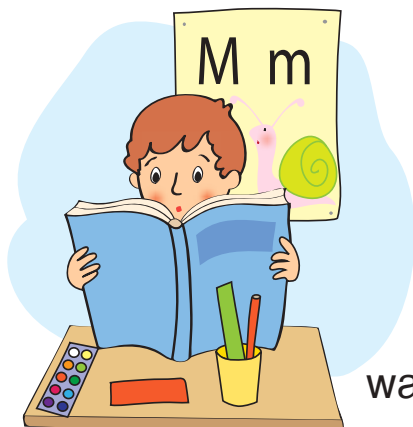
### 3 Look and say what Tim does/doesn't do every day.



say "Hello!"



play computer games



wash the floor



go to bed

### 4 Read.

#### A Long Day

I get up at 7 o'clock in the morning. I go to school at 8 o'clock. I do not play in the morning. I play in the afternoon. I read in the evening. I sleep at night.

Ann gets up at 7 o'clock in the morning. She goes to school in the morning. She does not go to school in the afternoon. She plays in the afternoon. She reads in the evening. She sleeps at night.

### 5 Say what you do every day.

### 6 Write 5 sentences about what you do every day.



1 Look, listen, and repeat.



Do you play chess?  
Yes, I do. / No, I don't.  
Yes, we do. / No, we don't.



## 2 Ask and answer the questions.

**Example:** Do you play chess?  
Yes, I do. / No, I don't.

- 1) Do you go to school?
- 2) Do you read books?
- 3) Do you speak English?
- 4) Do you sing songs?
- 5) Do you play tennis?
- 6) Do you play football?



## 3 Read the text and speak about your friend.



My name is Vicky. I am from London.  
I am eight. I am a pupil.  
I play tennis. I don't play football.  
I have a friend. Her name is Ann. She is a pupil, too. She isn't from London.  
She is from Chişinău.  
She doesn't play tennis. She plays chess.  
Do you have a friend?

## 4 Complete and read the sentences.

- 1) Vicky is \_\_\_\_\_.
- 2) She is from \_\_\_\_\_.
- 3) She has a \_\_\_\_\_.
- 4) Ann plays \_\_\_\_\_.
- 5) She is a \_\_\_\_\_.

## 5 Write 5 sentences about your friend.

# Does Angela Like Ice-cream?

## 1 Look, listen, and repeat.

tea



egg



coffee



jam



milk



sweets



butter

cheese

ice-cream

bread

## 2 Talk to your deskmate. Example: A: Do you like \_\_\_\_\_? B: Yes, I do./No, I don't.

Angela likes ice-cream.

Does she like jam?

Yes, she does. / No, she doesn't.

### 3 Look at the picture on page 64. Ask and answer questions.

Example: A: Does Jemmy Duck like tea?

B: Yes, she does.

A: Does she like ice-cream?

B: No, she doesn't.

### 4 Ask and answer questions about what the members of your family like.

Examples: a) A: Does your mother like milk?

B: Yes, she does.

b) A: Does your sister like cheese?

B: No, she doesn't. She likes jam.

### 5 Substitute words for pictures and read the text.

#### Angela's Brother

Andrew is Angela's brother. He is a programmer.

He gets up at six o'clock every morning.

He has an , , ,  and  in the morning.

At eight o'clock he goes to work. He likes his work.

In the afternoon he has  and . He comes home at six o'clock.

At home he doesn't work. He reads books and plays chess with Angela.

### 6 Read and say True or False.

Andrew is a teacher.

He gets up at six o'clock.

He has milk in the morning.

He goes to work at nine o'clock.


He has ice-cream in the afternoon.

He reads in the evening.

He plays chess with Angela.

# What Do You Do on Sunday?

1 Look, listen, and repeat.



play football



run



roller skate

HAVE FUN




ride a bike

Irina



jump the rope



walk

What do you do on Sunday?


I ride my bike.

What does Kate do on Sunday?

She plays in the park.

## 2 Look, ask, and answer.

**Example:** What does your father do on Monday?  
He washes his car.



## 3 Read the dialogue.

**Tim:** What do you do on Sunday?

**Lily:** We go to the park.

**Tim:** What do you do in the park?

**Lily:** Mother and Grandmother walk. Father plays tennis.

**Tim:** What does Bob do?

**Lily:** Bob rides his bike.

**Tim:** And you?

**Lily:** I play, run, and jump.

## 4 In pairs, talk about what you do on Sunday.



**1** Indicate the right order of the days of the week.

<input type="checkbox"/> Saturday	<input type="checkbox"/> Thursday
<input type="checkbox"/> Monday	<input type="checkbox"/> Friday
<input checked="" type="checkbox"/> Sunday	<input type="checkbox"/> Tuesday
<input type="checkbox"/> Wednesday	

**2** Write the missing letters.

T \_ \_ u r s \_ \_ a y

W e \_ \_ n e \_ \_ d \_ \_ y

**3** Look and say what time it is. Say what you usually do at this time.



**4** Write **Do** or **Does**.

**Do** you play chess?  
 \_\_\_\_\_ she ride a bike?  
 \_\_\_\_\_ he eat bread?  
 \_\_\_\_\_ Ann like milk?  
 \_\_\_\_\_ you go to school in the morning?

**5 Match and say.**      **Examples:** Number one is bread.  
 Number three is an egg.



**6 Choose the correct answer.**

What do you see in a park?

**a)** schools   **b)** sofas   **c)** trees

What does a house have?

**a)** doors   **b)** apples   **c)** shoes

What do we have in spring?

**a)** flowers   **b)** snow   **c)** clocks

What colour do you like best?

**a)** red   **b)** yellow   **c)** blue

What do you do on Sunday?

**a)** read   **b)** play   **c)** go to school

What do you eat in the morning?

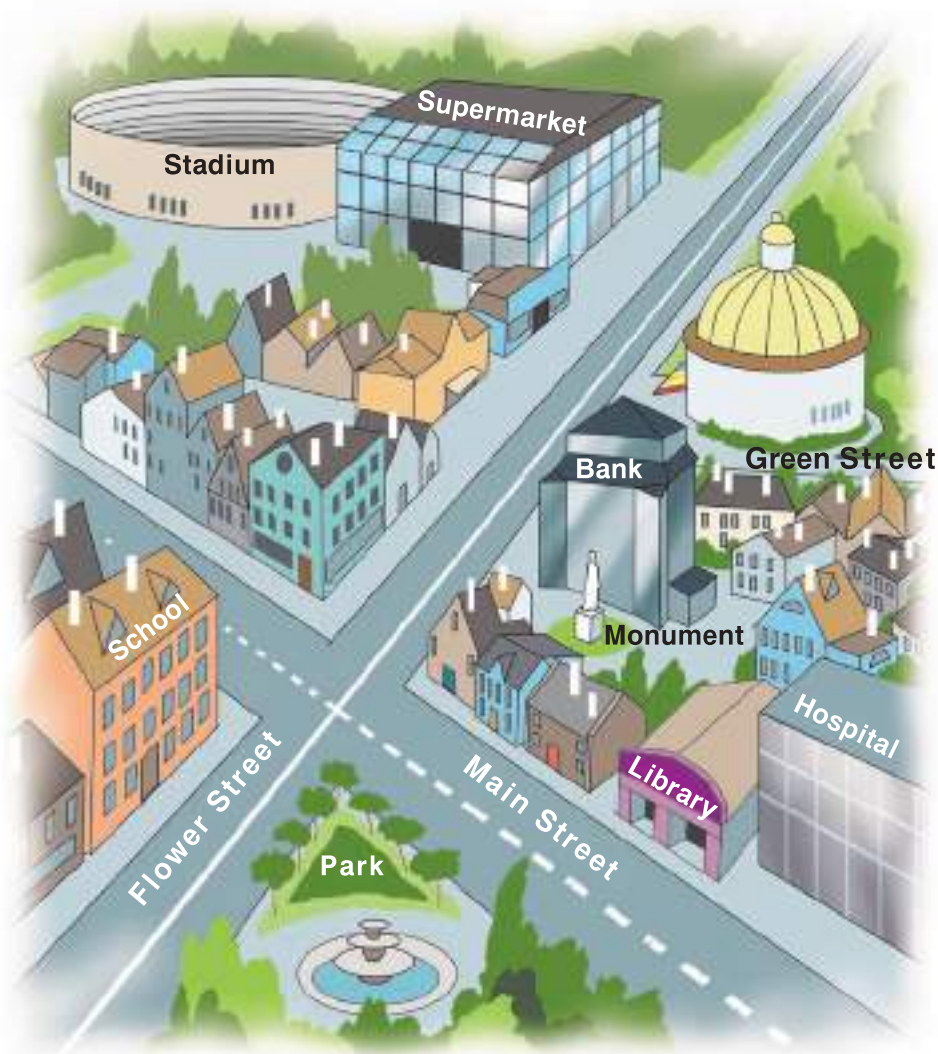
**a)** ice-cream   **b)** cheese   **c)** frogs

What do you do at school?

**a)** read   **b)** sleep   **c)** ride a bike



1 Look, listen and repeat.



There is a new house in Green Street.  
It's near the bank.

2 Look at the picture and complete the sentences.

There is a school in \_\_\_\_\_.

There is a supermarket near the \_\_\_\_\_.

There is a hospital near the \_\_\_\_\_ .

There is a stadium near the \_\_\_\_\_ .

There is a park in \_\_\_\_\_ .

There is a monument near the \_\_\_\_\_ .

### 3 Read.

#### Dan and Tim's Town

Dan lives in a big town. Tim lives in this town too. Dan lives in Park Street. Tim lives in Main Street. There is a hospital near Tim's house. There is a library near the hospital. There is a school near Dan's house. There is a park in his street. Dan goes to the park on Sunday. He rides his bike in the park. Tim goes to the stadium on Sunday. He plays football at the stadium.

### 4 Look at the picture and say **True** or **False**.

- There is a doll on the shelf.
- There is a lamp on the table.
- There is a dress on the chair.
- There is a cat under the table.
- There is a carpet on the floor.
- There is a ball on the chair.
- There is a book on the bed.
- There is a satchel near the chair.
- There is a pencil box on the table.



### 5 Describe the room in the picture.

### 6 Draw a picture of your room and describe it.

### 7 Write 5 sentences about your town/village.

1 Look, listen and repeat.



You're = You are

There is a girl in the street.  
There are cars in the street.

2 Read and answer the question.

There are many old buildings in the street: a bank, a library, a theatre and a circus. Is that your street?

There are many new houses in the street. Is that your street?

There is a post office and a school in the street. Is that your street?

3 Learn the traffic rules.

The red light says: **Stop!**

The yellow says: **Wait!**

The green says: **Go!**

And when you go,  
First look to the left,  
Then look to the right.





#### 4 Read the dialogue.

**Tim:** Excuse me.

**Policeman:** Yes?

**Tim:** Where is the school, please?

**Policeman:** It's near the park.



**Tim:** Thank you.

**Policeman:** You're welcome.



#### 5 In pairs, ask and answer where the library/the post office/the shop/the hospital is.

#### 6 Substitute words for pictures and read.

There are  in the bookcase. There is a  on the TV stand.

There is a  in the room. There are  in the room.


There is a  under the chair. There are  on the floor.

#### 7 Describe the picture.



#### 8 Write what you see in the street on your way to school.

**1** Look, listen and repeat.



**I am running.**

**Tina is sleeping.**

**Kate and Stacy**

**are walking.**

**2** Do and say. **Example:** Jump. I am jumping.

1) Jump.

2) Walk to the door.

3) Walk to the window.

4) Clap your hands.

5) Go to the board.

6) Write the words.

**3** Look and say what they are doing.

**Example:** Amy is walking.



#### **4 Say what the children in Exercise 3 are wearing.**

**Example:** Diana is wearing jeans.

#### **5 Read the sentences.**

It is spring. It is a warm day. Irina is in the park.  
There are green trees and beautiful flowers in it.  
Irina is wearing a blue dress and a white hat.  
She is sitting on a bench.  
She is reading a picture book. She likes it.

#### **6 Look at the picture and say True or False.**

- 1) It is Saturday evening.
- 2) Father is reading a newspaper.
- 3) Little Johnny is playing with his dog.
- 4) Mother and Liz are watching TV.
- 5) The Browns are in the kitchen.
- 6) There is a doll on the floor.
- 7) Nick is listening to music.

#### **7 Describe the picture.**



#### **8 Say what you and your friends are doing now.**

1 Look and speak.



plum



nut



apple



potato



tomato



carrot

I am sitting. I am not standing.  
He is eating. He is not playing



## 2 Read and say what Tim likes.

Tim's family is at home. His mother and father are in the living-room. They are writing letters. His grandfather is reading a book, his grandmother is watching TV. His sisters Tina and Diana are drawing. His brother Alex is playing football in the yard. Tim is in the garden. They have tomatoes, potatoes, carrots, apples and plums in it. There are flowers in the garden, too. There is a well in the yard. Tim likes his house and his village.

## 3 Correct the sentences.

**Example:** A: Tim's grandmother is playing football.

B: She is not playing football.

She is watching TV.

1. Tim's mother is walking.
2. Tim's father is working.
3. Alex is writing a letter.
4. Tina and Diana are playing with the cat.
5. Tim's grandfather is sleeping.

## 4 Look and write sentences.

**Example:**

A: Look at B.

B: He is sleeping.

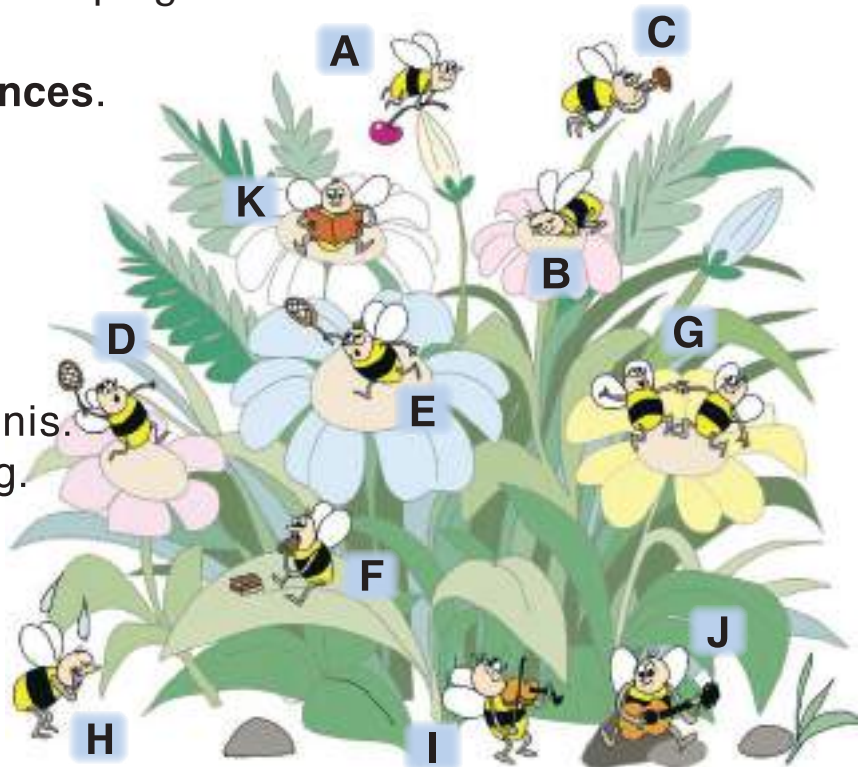
He is not reading.

A: Look at D and E.

B: They are playing tennis.

They are not drawing.

## 5 Write what your grandmother and grandfather have in their garden.





# Is Jimmy Playing?

## 1 Read the dialogue.



**A:** Hello!

**B:** Hello, Daddy. How are you?

**A:** I'm fine. Thank you. And you?

**B:** I'm fine, thanks.

**A:** Are you watching TV?

**B:** No, I am not. I'm reading a book.

**A:** Is Nick reading too?

**B:** No, he isn't. He's playing with his dog.



**Are you watching TV?**

**Yes, I am. / No, I am not.**

**Is he reading?**

**Yes, he is. / No, he isn't.**

## 2 Look at the pictures and answer the questions.



**Are the girls  
jumping?**



**Is Ann reading?**



**Are the boys playing?**



**Is Kate  
drawing?**

### 3 In pairs, ask and answer questions.



- Examples:**
- a) Is Jemmy Duck writing?  
Yes, she is.
  - b) Is Danny Rabbit washing?  
No, he isn't. He is playing.

### 4 Read the text and answer the questions.

#### They Are Having Fun

It is Sunday. It is warm and sunny. The trees are green and the grass is green too. Ben and his friends are not in the school. They are in the school yard. They are not playing chess. They are playing with the ball. They are running and jumping. They are having fun.


Is it Tuesday?

Is it sunny?

What colour are the trees?

Is the grass yellow?

Where are the boys?



Are they sleeping?

Are they having fun?

### 5 Sing and play.

Are you sleeping,  
Are you sleeping,  
Brother John,  
Brother John?

Morning bells are ringing,  
Morning bells are ringing,  
Ding, ding, dong,  
Ding, ding, dong.

1 Look and speak.



horse



cow



pig



duck



rooster



hen



chicken

2 Find the words and use them to describe the picture.

Example: The cat is sleeping.



run sleep play feed stand work fly sit eat



### 3 Read and say what Mr Hanson has on his farm.

#### On the Farm

Mr Hanson's farm is in the village. It is a big farm. He has horses, cows, and pigs. He also has roosters, hens, chickens and ducks. The cows give milk. The hens and ducks give eggs. The horses help him work on the farm. Mr Hanson and his wife are very busy, but they like their farm.

### 4 Read the questions and complete Mr Hanson's answers.

- |  |  |
|--|--|
| 1. What's your name?<br>My _____ is _____. | 4. Is your farm big?<br>_____, it _____.           |
| 2. What is your job?<br>I am a _____.      | 5. What do you have on your farm?<br>I have _____. |
| 3. Where do you live?<br>In the _____.     | 6. What do your cows give?<br>_____.               |

### 5 Ask and answer. Example: Is the girl reading?

No, she isn't.  
She is writing.



read



sleep



run



play computer  
games



play football





- 1** Look and say what Nick and Andrew like.



- 2** Write **am**, **is**, **are**.

I \_\_\_\_\_ reading.

Mother \_\_\_\_\_ watching TV.

Alex \_\_\_\_\_ running.

They \_\_\_\_\_ playing.

I \_\_\_\_\_ jumping.

She \_\_\_\_\_ riding her bike.

We \_\_\_\_\_ having fun.

\_\_\_\_\_ you drawing?

- 3** Unscramble the sentences. Read them.

1. is, his, Ted, bed, sleeping, in.

2. not, I, drawing, am, a map.

3. washing, hands, Are, you, your?

4. are, The cows, standing.

5. the hens, feeding, not, The girls, are.

6. he, watching TV, Is?

- 4** Choose the right word.

1. There are (a cake/cakes) on the table.

2. There is (maps/a map) in the classroom.

3. There are (cows/a cow) on the farm.

4. There is (a horse/horses) in the yard.

5. There are (five nuts/a nut) in the box.

- 5** Find the differences.

**Example:**

There is an apple on the first tree.

There are many apples on the second tree.





## 6 Who says...?

Quack, quack!

Oink, oink!

Cock-a-doodle-doo!

Moo!

Miaow!

Bow-wow!



## 7 Find the words in this puzzle. Write all the words.



## 8 Read and guess the riddles.

I am red and round. I am a \_\_\_\_\_.

I am long and orange. I am a \_\_\_\_\_.

I am small and brown. I am a \_\_\_\_\_.

I am sweet and yellow. I am an \_\_\_\_\_.



Great work!!!



1 Look, listen and repeat.



Easter cake



candle



Easter egg



church



Easter

Jesus Christ

holiday

2 Read the text and answer the questions.

**Easter Sunday**

Easter is in spring. It's a great holiday. Easter is on Sunday. We remember Jesus Christ on this day. We go to church on Easter night. We light candles there.

Mothers and grandmothers make Easter cakes and paint Easter eggs. Families meet on this holiday. We like Easter very much.

Do you like Easter? Why?

### 3 Complete the sentences.

1. \_\_\_\_\_ is a spring holiday.
2. We remember \_\_\_\_\_ at Easter.
3. We go to \_\_\_\_\_.
4. We light \_\_\_\_\_ there.
5. We eat Easter \_\_\_\_\_ at Easter.
6. Families \_\_\_\_\_ on this holiday.

### 4 Learn the names of English holidays.



**Christmas**  
**December**



**New Year's Day**  
**January**



**Halloween**  
**October**



**Easter**  
**April**



**Valentine's Day**  
**February**

### 5 Ask and answer.

**Example:** When is Easter?  
It is in April.

### 6 Read and correct the sentences.

Halloween is in November.  
Christmas is in August.  
New Year's Day is in October.  
Valentine's Day is in July.  
Easter is in September.

1 Look and speak.



kettle



cup and  
saucer



plate



fork



knife



teaspoon



spoon



Let's = Let us

2 Learn and sing the songs.

Happy birthday to you!  
Happy birthday to you!  
Happy birthday, dear Tommy!  
Happy birthday to you!

Tommy, put the kettle on,  
Tommy, put the kettle on,  
Tommy, put the kettle on,  
And let's have tea.



### 3 Read.

#### Tommy's Birthday

This is Tommy cat's living-room. It is large and light. There is a big table and six chairs in the room. There are cups and saucers on the table. There are spoons, forks and plates on the table, too. There is a cake on a big plate.

It is Tommy's birthday. He is in the room with his friends. They are having tea and cake. They like the cake and they like the tea. They are singing *Happy Birthday*.

### 4 Say True or False.

1. Tommy Cat is in the room with his mother.
2. It is Tommy's birthday.
3. There are candles in the cups.
4. There are cups and saucers on the table.
5. There are Easter eggs on the table.
6. There is a cake on the plate.
7. They are singing *Tommy, Put the Kettle on*.

### 5 Let's talk.

**Example:** A: Pass me the cup, please.  
B: Here you are.  
A: Thank you.  
B: You are welcome.



### 6 Write the missing letters and read the words.



c		p
---	--	---



	l		e
--	---	--	---



	o		k
--	---	--	---



	e		t	l	
--	---	--	---	---	--

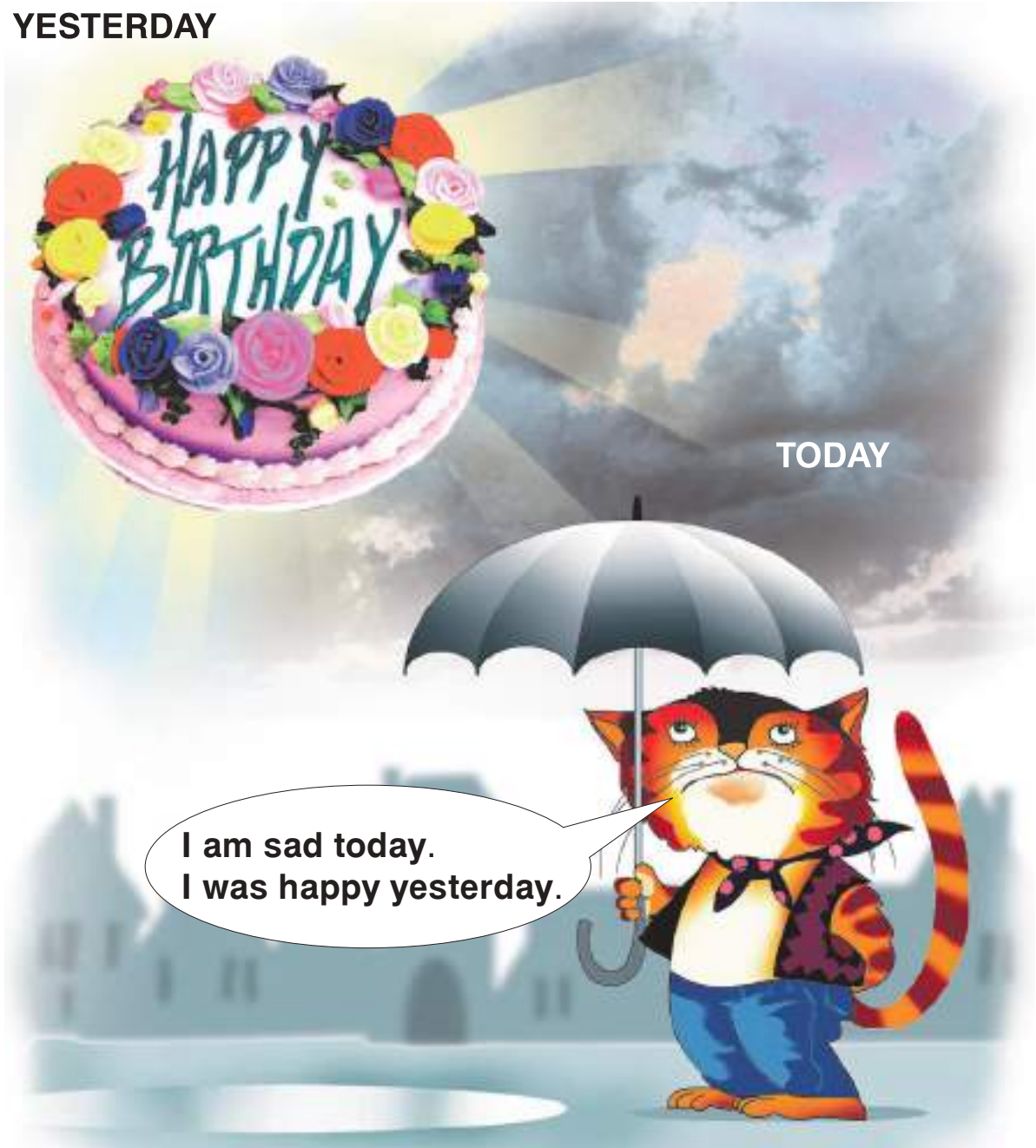


s			c		r
---	--	--	---	--	---



1 Look and speak.

YESTERDAY



It is rainy today.  
It was sunny yesterday.

I/he/she was happy.  
You/we/they were happy.

## 2 Read.

It was Sunday yesterday. It was sunny and warm. It was Tommy's birthday. He was with his friends. They were in the living-room. They were happy.

## 3 Look, read, and complete.



Diana was a princess.  
She was from England.  
She was young.  
She was kind.



Doina \_\_\_\_\_ a singer.  
She \_\_\_\_\_ from Moldova.  
She \_\_\_\_\_ young.  
She \_\_\_\_\_ talented and kind.

## 4 Complete the sentences.

I was at school on Monday.  
You were in the village on \_\_\_\_\_.  
He was on the farm on \_\_\_\_\_.  
She was in the park on \_\_\_\_\_.  
We were at church on \_\_\_\_\_.  
You were at the stadium on \_\_\_\_\_.  
They were at the supermarket on \_\_\_\_\_.

1 Look and speak.



I will = I'll.  
We will = We'll.

I **will** have a trip.  
We **will** have a picnic.  
They **will** have fun.

2 Read the letter and say what the children will do.

Dear Angela,  
I'm happy. We'll have a school trip on Sunday.  
I'll get up at 6 o'clock. We'll meet at school  
at 7 o'clock.  
We'll have a lot of fun. We'll sing songs.  
We'll play games. We'll run and jump.  
We'll take bread, cheese, eggs, and apples.  
We'll have a picnic.  
We'll see flowers, animals, and birds.

Love,  
Tina.



### 3 Match and say.

**Example:** We'll get up at 6 o'clock.

- |                        |                  |
|------------------------|------------------|
| 1. We'll get up        | a. football      |
| 2. The girls will jump | b. an apple      |
| 3. The boys will play  | c. at 6 o'clock  |
| 4. I'll walk           | d. an ice-cream  |
| 5. They'll have        | e. a picnic      |
| 6. He'll eat           | f. the rope      |
| 7. She'll eat          | g. in the forest |

### 4 Say what they will take with them.

**Example:** Ted will take a game and a mobile.


	a book	a game	a mo- bile	an um- brella	a ball	a toy
Ted		✓	✓			
Jane	✓	✓				
Mary	✓		✓		✓	
Andrew		✓			✓	
Sam			✓			✓
The teacher	✓			✓		

### 5 Match and read.

- |                                 |                              |
|---------------------------------|------------------------------|
| 1. Your hands are dirty.        | A. I'll put it on the table. |
| 2. Your plate is on the floor.  | B. I'll clean them.          |
| 3. The window is open.          | C. I'll wash them.           |
| 4. I don't know the answer.     | D. I'll find it.             |
| 5. The cat is not in the house. | E. I'll close it.            |
| 6. Your shoes are dirty.        | F. I'll ask my father.       |



**1 Look and speak.**



**2 Read.**

Tim likes shops. He likes shops that have toys.

He likes shops that have pets.

Tomorrow he will see big rabbits and little rabbits in the pet shop.

He will see brown and white dogs.

He will see green and yellow parrots.

He has a friend in the pet shop. It's a hedgehog.

He has an apple for his friend.

**3 Say what these animals like and what they don't like.**

**Example:** Dogs like meat. They don't like carrots.

dogs

cats

hamsters

hedgehogs

rabbits

parrots

apples

carrots

cheese

milk

meat

bread

#### 4 Read and guess.

I have a pet.  
My pet is fat,  
Big and black.  
What's my pet?  
It's a \_\_\_\_\_.  
Where is my pet?



#### 5 Let's talk.

**A:** Do you have a pet?

**B:** Yes, I do.

**A:** What's your pet?

**B:** It's a parrot.

#### 6 Learn the poem.

##### A Turtle's House

The turtle babies,  
Sister and brother,  
Don't live in one house  
With their father and mother.

Each baby turtle  
Is happy alone  
In a snug little house  
It carries along.



#### 7 What are their pets?

**Example:** Andy has a pet. It's a rabbit. It's small. It's white.



Andy



Kate



Ann



Dina



Dan

**1** Look and speak.


**In the forest**



**At the seaside**



**2** Look and say what the children will do in the summer.



### 3 Read.

#### School Is Over!

We are happy. We'll have a long vacation and a lot of fun. Nick and Vicky will go to the seaside. They'll sunbathe. They'll play on the beach and swim in the sea. Ann and George will go to the mountains. Ann will pick flowers. George will fish.

My friend and I will go to Sofia. My grandfather and grandmother live there. I'll bathe in the lake and fish. We'll go to the forest and pick mushrooms. I'll ride my bike.

### 4 Look at the picture and say what they'll do in the summer.

**Example:** Pinky Pig will swim in the sea.



### 5 Say what you will do in the summer.

### 6 Let's sing *School Is Over!*



# 1 Play the game "Odd-Man-Out".

Christmas, Easter, Halloween, Helen  
cup, chicken, plate, saucer  
turtle, hedgehog, tea, rabbit  
sea, beach, horse, mountain

# 2 Complete the sentences with am/is/was.

It \_\_\_\_\_ rainy yesterday. I \_\_\_\_\_ small yesterday.  
It \_\_\_\_\_ sunny today. I \_\_\_\_\_ big today.

# 3 Match the pictures to the words.



1) spoon  
2) plate  
3) turtle  
4) butter

5) sea  
6) cup and saucer  
7) bread



# 4 Answer the questions.

Who is in the train?  
Where are they going?  
What will they do there?  
Will they have fun?



## 5 Write the names of the holidays.



C \_ \_ \_ \_ \_



N \_ \_ \_ Y \_ \_ \_ 's  
D \_ \_ \_



H \_ \_ \_ \_ \_



V \_ \_ \_ \_ ,  
D \_ \_ \_



E \_ \_ \_ \_ \_

## 6 Find the words.

u	m	b	r	e	l	l	a	m	b	s
c	h	o	f	s	a	u	c	e	r	n
h	e	p	u	o	d	s	u	n	d	i
r	d	l	n	n	t	s	p	o	o	n
i	g	a	m	b	t	e	e	g	g	e
s	e	t	v	a	c	a	t	i	o	n
t	h	e	d	t	e	a	i	c	a	t
m	o	l	a	h	a	t	s	n	o	w
a	g	l	b	e	a	c	h	r	o	n
s	a	c	a	r	r	o	t	a	k	e



Fabulous!!!

**1** You have a new classmate. Get acquainted with him/her.

What's your \_\_\_\_\_?

What's your \_\_\_\_\_ number?

How \_\_\_\_\_ are you?

Where do you \_\_\_\_\_?

Where are you \_\_\_\_\_?

What's your favourite \_\_\_\_\_?

**2** Describe the rooms in the picture.



**3** Tidy up the living-room.

**Example:** The book is on the table.  
Put it on the shelf.

#### 4 Complete the sentences. Read the text.

My name is \_\_\_\_\_. I am a \_\_\_\_\_.

I am \_\_\_\_\_. I am \_\_\_\_\_ Moldova.

I live in \_\_\_\_\_. It's a \_\_\_\_\_.

My family is \_\_\_\_\_. My mother is a \_\_\_\_\_.

My father is a \_\_\_\_\_. I have a \_\_\_\_\_.

My \_\_\_\_\_ is \_\_\_\_\_. \_\_\_\_\_ likes \_\_\_\_\_.

#### 5 Find the differences.



#### 6 Let's talk. You are in Chişinău. Ask where the Circus, the Children's park, and the Children's theatre are.





# The English ABC



**Aa**

/eɪ/  
is for apple



**Bb**

/bɪː/  
is for ball



**Cc**

/sɪː/  
is for cat



**Gg**

/dʒiː/  
is for goose



**Hh**

/eɪtʃ/  
is for hat



**Ii**

/aɪ/  
is for ice-cream



**Mm**

/em/  
is for mouse




**Nn**

/en/  
is for nut



**Oo**

/əʊ/  
is for orange



**Ss**

/es/  
is for spoon



**Tt**

/tiː/  
is for train



**Uu**

/juː/  
is for umbrella



**Yy**

/waɪ/  
is for yellow



**Dd**

/dɪ:/  
is for dog



**Ee**

/i:/  
is for egg



**Ff**

/ef/  
is for frog



**Jj**

/dʒeɪ/  
is for jeans



**Kk**

/keɪ/  
is for kite



**Ll**

/el/  
is for lamp



**Pp**

/pi:/  
is for pig



**Qq**

/kju:/  
is for queen



**Rr**

/a:(r)/  
is for rabbit



**Vv**

/vi:/  
is for vase



**Ww**

/'dʌblju:/  
is for window



**Xx**

**Xmas** /eks/  
is for Christmas



**Zz**

/zed/  
is for zebra

# Phonetic Drills

## MODULE THREE

<b>Lesson one</b>	<b>a</b> /eɪ/ <b>a</b> /æ/	name, game, eraser, plane, Kate cat, bag, hat, map, cap, man, tap, clap, lamp, black, thank you, rabbit, grandma, grandpa, Ann, Alice, Andy, that, Dan, Danny, Pam, Janet, Canada
<b>Lesson two</b>	<b>a</b> /ɑː/ <b>a</b> /ɒ/ <b>a</b> /ɔː/ <b>a</b> /ə/	father, France, basket, example, answer, ask what ball, small, walk, talk and, a, an, am, at, orange, woman, Italy, England
<b>Lesson three</b>	<b>i</b> /aɪ/ <b>i</b> /ɪ/	I, tie, nice, nine, fine, five is; it is; is it; it's; it isn't; this is; is this; sit, six, in, his, pig, pick, big, pink, listen, little, Tim, Alice, Nick
<b>Lesson four</b>	<b>o</b> /əʊ/ <b>o</b> /ɒ/	old, open, hello, go, no, show, yellow, programmer doll, dog, frog, hop, box, not, long, doctor, copybook, Tommy, Doggy, Hoppy
<b>Lesson five</b>	<b>o</b> /ʌ/ <b>o</b> /ə/ <b>o</b> /uː/ <b>o</b> /ʊ/	colour, London, mother, brother, son to, London, from, policeman two, who woman
<b>Lesson six</b>	<b>e</b> /iː/ <b>e</b> /ɪ/ <b>e</b> /e/	he, she, Steve, these pretty, carpet, describe tell, ten, pen, desk, dress, red, bench, Ben, seven, eleven twelve, pencil, yellow, felt-tip-pen

## MODULE FOUR

<b>Lesson one</b>	<b>y</b> /aɪ/ <b>y</b> /ɪ/ <b>y</b> /j/	my, rhyme, bye many, daddy, mummy, Tommy, Doggy, Petty, Hoppy, Betty you, your, yes, yellow, young
<b>Lesson two</b>	<b>u</b> /juː/ <b>u</b> /ʌ/ <b>u</b> /uː/ <b>u</b> /ʊ/ <b>u</b> /ə/	pupil, cute, super duck, run, rusty, bus, under, number, summer, Rusty ruler, blue, June bush, July autumn, August
<b>Lesson three</b>	<b>ou</b> /aʊ/ <b>ow</b> /aʊ/ <b>oo</b> /ʊ/ <b>oo</b> /uː/	house, blouse, mouse, count, about, housewife, round brown, down, bow, how, flower book, look, copybook, good too, rooster, kangaroo, school, room
<b>Lesson four</b>	<b>oy</b> /ɔɪ/ <b>our</b> /ə/ <b>our</b> /ɔː/	boy colour your, four
<b>Lesson five</b>	<b>ee</b> /iː/ <b>ea</b> /iː/ <b>ei</b> /eɪ/ <b>ie</b> /e/ <b>ey</b> /eɪ/	tree, three, green, queen, meet teacher, repeat, please, read, jeans eight friend grey, they

<b>Lesson six</b>	<b>ar</b> /ɑ:/ <b>ir</b> /ɜ:/ <b>ur</b> /ɜ:/ <b>or</b> /ɔ:/ <b>er</b> /ə/	large, carpet, farmer, armchair, garden, park, sharpener girl, bird, shirt, skirt turtle, Thursday short, shorts, floor, door letter, order, father, mother, sister, brother, number, under, teacher, driver, paper
-------------------	---	---

<b>Lesson one</b>	<b>au</b> /ɔ:/ <b>ay</b> /eɪ/ <b>ai</b> /eɪ/ <b>air</b> /eə/	autumn, daughter, August, saucer, Australia day, play, say, today, birthday rain, train, straight chair, armchair, hair
<b>Lesson two</b>	<b>th</b> /θ/ <b>th</b> /ð/	mouth, thin, Thursday, thanks, thank you, three, bathroom the, this, that, these, those, mother, brother, father
<b>Lesson three</b>	<b>r</b> /r/	red, read, repeat, rabbit, run, orange, green, grey, friend, from, frog, tree, dress, driver, bedroom, April, brown
<b>Lesson four</b>	<b>c</b> /s/ <b>c</b> /k/ <b>x</b> /ks/	pencil, policeman, December, ice-cream cat, close, cap, colour, coat, Canada, doctor, cute, car, cold, clock, ice-cream, traffic box, six, text, excuse
<b>Lesson five</b>	<b>ch</b> /tʃ/ <b>tch</b> /tʃ/ <b>ch</b> /k/ <b>ck</b> /k/	bench, which, teacher, chair, cheese, chess, kitchen, match school, mechanic duck, pick, black, socks, clock, tick-tock, quick
<b>Lesson six</b>	<b>sh</b> /ʃ/ <b>s</b> /ʒ/	she, show, short, shirt, bush, sharpener, shop, shoes, wash usually, pleasure

<b>Lesson one</b>	<b>ng</b> /ŋ/ <b>ng</b> /ŋg/ <b>nk</b> /ŋk/	thing, spring, morning, evening, long English, England think, thank you, pink, bank
<b>Lesson two</b>	<b>w</b> /w/ <b>wh</b> /w/ <b>wh</b> /h/	we, well, window what, where, white, which who, whose
<b>Lesson three</b>	<b>g, j</b> /dʒ/ <b>g</b> /g/ <b>ph</b> /f/ <b>qu</b> /kw/	orange, arrange, Angela, village, magic, jam, Jim, jump go, good, game, give, goose, garden, green, grey, girl, glad telephone, alphabet question, queen, quick
<b>Lesson four</b>	<b>lk</b> /k/ <b>kn</b> /n/ <b>ght</b> /t/ <b>ture</b> /tʃə/	talk, walk know eight, straight, bright, right, night, light, tights, picture
<b>Lesson five</b>	<b>st</b> /s/ <b>sw</b> /s/ <b>rh</b> /r/ <b>wr</b> /r/	listen answer rhyme write
<b>Lesson six</b>	<b>nd</b> /n/	look and say; up and down; red and blue; yellow and brown; orange and green; name and write; grandpa; grandma



# Poems

---

## Spring Rain

Rain, rain, rain, April rain,  
You are feeding seed and grain,  
You are raining plants and crops  
With your daily sparkling drops.

## Rain

The rain is raining all around,  
It falls on field and tree,  
It rains on the umbrellas here,  
And on the ships at sea.

by R.L. Stevenson

## Rain, Rain, Go Away

Rain, rain, go away,  
Come again another day,  
Little Johnny wants to play.  
Rain, rain, go to Spain,  
Never show your face again.

## Bed in Summer

In winter I get up at night  
And dress by yellow candle-light.  
In summer, quite the other way,  
I have to go to bed by day.

by R.L. Stevenson

## Good Night

Here's a body – there's a bed!  
There's a pillow – here's a head!  
There's a curtain – here's a light!  
There's a puff – and so good night!

## Why Do You Cry?

Why do you cry, Willy?  
Why do you cry?  
Why, Willy? Why, Willy?  
Why, Willy? Why?

## This Happy Day

Every morning when the sun  
Comes smiling up on everyone,  
It's lots of fun  
To say good morning to the sun.  
Good morning, Sun!

Every evening after play  
When the sunshine goes away,  
It's nice to say  
Thank you for this happy day,  
This happy day!

by Harry Behn

## Twenty-six Letters

Think of the beautiful things you see  
On mountains, riverside, meadow and sea,  
How many their names are, but how small  
The twenty-six letters that spell them all.

by James Reeves

## Mix a Pancake

Mix a pancake,  
Stir a pancake,  
Pop it in the pan.  
Fry the pancake,  
Toss the pancake,  
Catch it if you can.

by C.G. Rossetti

## Peas Porridge Hot

Peas porridge hot,  
Peas porridge cold,  
Peas porridge in the pot,  
Nine days old.  
Some like it hot,  
Some like it cold,  
Some like it in the pot  
Nine days old.

## Home

Home is the nicest place to be  
With father and mother, and baby, and me.  
With Skipper, our dog, and Smokey, our cat,  
Oh, no place could ever be nicer than that.

## This Is How I Go

I am a driver, a driver, a driver,  
I am a driver,  
This is how I go.  
You are an actor, an actor, an actor,  
You are an actor,  
This is how you go.  
She is a dentist, a dentist, a dentist,  
She is a dentist,  
This is how she goes.

He is a barber, a barber, a barber,  
He is a barber,  
This is how he goes.  
We are farmers, farmers, farmers,  
We are farmers,  
This is how we go.  
You are bakers, bakers, bakers,  
You are bakers,  
This is how you go.

They are teachers, teachers, teachers,  
They are teachers,  
This is how they go.

## Hands Up

Hands up.  
Hands down.  
Hands on hips.  
Sit down.

Stand up.  
Hands to the sides,  
Bend left.  
Bend right.

Hands on hips.  
One, two, three. Hop.  
One, two, three. Stop.  
Stand still!

## Benjamin Has a Pencil

Benjamin has a pencil.  
Benjamin has a pen.  
Benjamin is drawing  
Funny little men.

Benjamin has paper.  
Benjamin has a book.  
Benjamin shouts as he runs:  
'Come and have a look!'

## All About Me

Ten little fingers,  
Ten little toes,  
Two little ears,  
And one little nose,

Two little blue eyes,  
That shine so bright  
One little mouth  
To kiss Mum Good Night.

## A Naughty Pig

Mary Middling has a pig,  
Not very little and not very big,  
Not very pink, not very green,  
Not very dirty, not very clean,

Not very good, not very bad,  
Not very thin, not very fat,  
Would you like a pig like that?

## Nick and Andy

Nick and Andy,  
Sugar and candy,  
I say Stoop!

Nick and Andy,  
Sugar and candy,  
I say Stand up!

Nick and Andy,  
Sugar and candy,  
I say Run out!

## One, Two...

One, two,  
What must I do?  
Three, four,  
Close the door.  
Five, six,

Pick up sticks.  
Seven, eight,  
Clean the plate.  
Nine, ten,  
A big fat hen.

## Counting Rhyme

One, one, one,	Birds on a tree!
Pussy cat, run.	Four, four, four
Two, two, two	Chicks on the floor.
Dogs are after you.	Five, five, five
Three, three, three	Yellow ducklings dive.

## My Pet

Someone asked me yesterday:  
'Have you got a pet?'  
I sadly had to answer then:  
'No, I haven't yet!'  
But now I've found a butterfly,  
And we are great friends, he and I.

## A Girl From London

The musical score is written for voice and piano. It consists of three systems of staves. The first system is in 3/4 time with a key signature of one sharp (F#). The second system is in 3/4 time with a key signature of one sharp. The third system is in common time (C) with a key signature of one sharp. The lyrics are written below the vocal line.

What is your name, What is your  
name? Now tell me please, what is your name? My  
name is Ja-net, my name is Ja-net, my name is Ja-net. that's my name.

What is your name? What is your name?	How old are you? How old are you?
Now tell me, please, what is your name?	Now tell me, please, how old are you?
My name is Janet. My name is Janet.	I'm eight years old. I'm eight years old.
My name is Janet. That's my name.	I'm eight years old. That's my age.

Where are you from? Where are you from?  
 Now tell me, please, where are you from?  
 I'm from London. I'm from London.  
 I'm from London. That's where I'm from.

# Vocabulary

<b>Aa</b> /ɛɪ/	<b>a</b> /ə/ <b>about</b> /ə'baʊt/ <b>afternoon</b> /,ɑ:ftə'nu:n/ <b>alone</b> /ə'ləʊn/ <b>and</b> /ænd, ən/ <b>answer</b> /'ɑ:nsə/ <b>apple</b> /'æpl/ <b>April</b> /'eɪprəl/ <b>armchair</b> /'ɑ:mtʃeə(r)/ <b>ask</b> /ɑ:sk/ <b>August</b> /'ɔ:gəst/ <b>autumn</b> /'ɔ:təm/	un, o despre după-amiază singur și a răspunde, răspuns măr aprilie fotoliu a întreba august toamnă	----- o после полудня один и ответ, отвечать яблоко апрель кресло спрашивать август осень
<b>Bb</b> /bi:/	<b>baby</b> /'beɪbi/ <b>badminton</b> /'bædmɪntən/ <b>balcony</b> /'bælkəni/ <b>ball</b> /bɔ:l/ <b>bank</b> /bæŋk/ <b>basket</b> /bɑ:skɪt/ <b>bathe</b> /beɪð/ <b>bathroom</b> /'bɑ:θrʊm/ <b>bath-tub</b> /'bɑ:θtʌb/ <b>beach</b> /bi:tʃ/ <b>beautiful</b> /'bjʊ:tɪfl/ <b>bed</b> /bed/ <b>bedroom</b> /'bedrʊ:m/ <b>bell</b> /bel/ <b>bench</b> /bentʃ/ <b>big</b> /bɪg/ <b>bike</b> /baɪk/ <b>bird</b> /bɜ:d/ <b>birthday</b> /'bɜ:θdeɪ/ <b>black</b> /blæk/ <b>blouse</b> /blaʊz/ <b>blue</b> /blu:/ <b>board</b> /bɔ:d/ <b>book</b> /bʊk/ <b>bookcase</b> /'bʊkkeɪs/ <b>bookshop</b> /'bʊkʃɒp/ <b>bow</b> /baʊ/ <b>box</b> /bɒks/ <b>boy</b> /bɔɪ/ <b>bread</b> /bred/ <b>bright</b> /braɪt/	bebeluș badminton balcon minge bancă (de economii) coș a se scălda cameră de baie cadă litoral, plajă frumos pat dormitor clopoțel bancă mare bicicletă pasăre zi de naștere negru bluză albastru tabla clasei carte dulap pentru cărți librărie a se închina cutie băiat pâine strălucitor	младенец бадминтон балкон мяч банк корзина купаться ванная комната ванна пляж, взморье красивый кровать спальня звонok скамья большой велосипед птица день рождения чёрный блузка голубой классная доска книга книжный шкаф книжный магазин кланяться коробка мальчик хлеб яркий, светлый



<b>brother</b> /'brʌðə(r)/	frate	брат
<b>brown</b> /braʊn/	cafeniu	коричневый
<b>building</b> /'bɪldɪŋ/	clădire	здание
<b>bus</b> /bʌs/	omnibus, autobuz	автобус
<b>bush</b> /buʃ/	tufă, tufiş	куст
<b>but</b> /bət/	dar ( <i>conj.</i> )	но
<b>butter</b> /'bʌtə(r)/	unt	масло

<b>cake</b> /keɪk/ <b>candle</b> /'kændl/ <b>car</b> /kɑ:(r)/ <b>carpet</b> /'kɑ:pɪt/ <b>carrot</b> /'kærət/ <b>cap</b> /kæp/ <b>cat</b> /kæt/ <b>celebrate</b> /'selɪbreɪt/ <b>chair</b> /tʃeə(r)/ <b>cheese</b> /tʃi:z/ <b>chess</b> /tʃes/ <b>chicken</b> /'tʃɪkɪn/ <b>child</b> /tʃaɪld/ <b>children</b> /'tʃɪldrən/ <b>chimney</b> /'tʃɪmni/ <b>choose</b> /tʃu:z/ <b>Christmas</b> /kɹɪsməs/ <b>church</b> /tʃɜ:tʃ/ <b>cinema</b> /'sɪnəmə/ <b>circus</b> /'sɜ:kəs/ <b>clap</b> /klæp/ <b>classroom</b> /'kla:srʊm/ <b>clean</b> /kli:n/ <b>clock</b> /klɒk/ <b>close</b> /kləʊz/ <b>coat</b> /kəʊt/ <b>coffee</b> /'kɒfi/ <b>cold</b> /kəʊld/ <b>colour</b> /'kʌlə(r)/ <b>come</b> /kʌm/ <b>complete</b> /kəm'pli:t/ <b>cool</b> /ku:l/ <b>count</b> /kaʊnt/ <b>counting rhyme</b> /kaʊntɪŋ/ <b>cow</b> /kaʊ/ <b>cup</b> /kʌp/ <b>cute</b> /kju:t/	prăjitură, tort lumînare automobil covor morcov chipiu pisică, motan a sărbători scaun caşcaval şah pui (de găină) copil copii hogeag a alege Crăciun biserică cinema circ a bate (din palme) sală de clasă curat ceas, ceasornic a închide jachetă, palton cafea rece culoare a veni a completa răcoros a număra numărătoare vacă ceaşcă drăgălaş	пирожное, торт свеча автомобиль ковёр морковь кепка, фуражка кошка, кот праздновать стул сыр шахматы цыплёнок ребёнок дети дымоход выбирать Рождество церковь кинотеатр цирк хлопать классная комната чистый часы закрывать пиджак, пальто кофе холодный цвет приходить заполнять прохладный считать считалка корова чашка миловидный	<b>Cc</b> /si:/
---	--	---	--------------------

<b>Dd</b> /di:/	<b>daddy</b> /'dædi/ <b>day</b> /deɪ/ <b>December</b> /dɪ'sembə(r)/ <b>describe</b> /dɪ'skraɪb/ <b>desk</b> /desk/  <b>dirty</b> /'dɜːti/ <b>do</b> /də, duː/ <b>doctor</b> /'dɒktə(r)/ <b>dog</b> /dɒg/ <b>doll</b> /dɒl/ <b>door</b> /dɔː(r)/ <b>draw</b> /drɔː/ <b>dress</b> /dres/ <b>driver</b> /draɪvə(r)/ <b>duck</b> /dʌk/	<b>tătic</b> <b>zi</b> <b>decembrie</b> <b>a descrie</b> <b>birou, masă de scris,</b> <b>bancă</b>  <b>murdar</b> <b>a face</b> <b>doctor, medic</b> <b>cîine</b> <b>păpușă</b> <b>ușă</b> <b>a desena</b> <b>rochie, a îmbrăca</b> <b>șofer</b> <b>rață</b>	<b>папа</b> <b>день</b> <b>декабрь</b> <b>описывать</b> <b>письменный стол,</b> <b>парта</b>  <b>грязный</b> <b>делать</b> <b>доктор, врач</b> <b>собака</b> <b>кукла</b> <b>дверь</b> <b>рисовать</b> <b>платье, одевать(ся)</b> <b>водитель</b> <b>утка</b>
<b>Ee</b> /i:/	<b>each</b> /i:tʃ/ <b>ear</b> /ɪə(r)/ <b>Easter</b> /'iːstə(r)/ <b>Easter cake</b> <b>Easter eggs</b> <b>eat</b> /i:t/ <b>egg</b> /eg/ <b>eight</b> /eɪt/ <b>eighteen</b> /,eɪ'tiːn/ <b>eleven</b> /ɪ'levn/ <b>eraser</b> /ɪ'reɪzə(r)/ <b>evening</b> /'iːvnɪŋ/ <b>exercise book</b> /'eksəsaɪzbʊk/ <b>eye</b> /aɪ/	<b>fiecare</b> <b>ureche</b> <b>Paște, Paști</b> <b>pască, cozonac</b> <b>ouă de Paști, ouă roșii</b> <b>a mânca</b> <b>ou</b> <b>opt</b> <b>optsprezece</b> <b>unsprezece</b> <b>radieră</b> <b>seară</b> <b>caiet</b> <b>ochi</b>	<b>каждый</b> <b>ухо</b> <b>Пасха</b> <b>кулич</b> <b>Пасхальные яйца</b> <b>есть</b> <b>яйцо</b> <b>восемь</b> <b>восемнадцать</b> <b>одиннадцать</b> <b>резинка</b> <b>вечер</b> <b>тетрадь</b> <b>глаз</b>
<b>Ff</b> /ef/	<b>face</b> /feɪs/ <b>family</b> /'fæməli/ <b>farm</b> /fɑːm/ <b>farmer</b> /fɑːmə/ <b>father</b> /fɑːðə(r)/ <b>favourite</b> /'feɪvərɪt/ <b>February</b> /'februəri/ <b>felt-tip pen</b> /,felt tɪp 'pen/ <b>fifteen</b> /,fɪf'tiːn/ <b>find</b> /faɪnd/ <b>fine</b> /faɪn/ <b>finger</b> /'fɪŋɡə(r)/	<b>față</b> <b>familie</b> <b>fermă</b> <b>fermier</b> <b>tată</b> <b>favorit, preferat</b> <b>februarie</b> <b>cariocă</b> <b>cincisprezece</b> <b>a găsi</b> <b>bine</b> <b>deget</b>	<b>лицо</b> <b>семья</b> <b>ферма</b> <b>фермер</b> <b>отец</b> <b>любимый</b> <b>февраль</b> <b>фломастер</b> <b>пятнадцать</b> <b>находить</b> <b>хорошо</b> <b>палец</b>

<b>first</b> /fɜːst/	primul	первый
<b>fish</b> /fɪʃ/	pește, a pescui	рыба, ловить рыбу
<b>five</b> /faɪv/	cinci	пять
<b>flag</b> /flæɡ/	steag, drapel	знамя
<b>flat</b> /flæt/	apartament	квартира
<b>floor</b> /flɔː/	podea	пол
<b>flower</b> /'flaʊə(r)/	floare	цветок
<b>football</b> /'fʊtbɔːl/	fotbal	футбол
<b>fork</b> /fɔːk/	furculiță	вилка
<b>four</b> /fɔː(r)/	patru	четыре
<b>fourteen</b> /,fɔː'tiːn/	paisprezece	четырнадцать
<b>fourth</b> /fɔːθ/	al patrulea	четвёртый
<b>fox</b> /fɒks/	vulpe	лиса
<b>Friday</b> /'fraɪdeɪ/	vineri	пятница
<b>fridge</b> /frɪdʒ/	frigider	холодильник
<b>friend</b> /frend/	prieten	друг
<b>frog</b> /frɒɡ/	broască	лягушка
<b>from</b> /frɒm/	de, din, de la	из, от
<b>fruit</b> /fru:t/	fruct	фрукт
<b>full (of)</b> /fʊl (əv)/	plin (de)	полный

<b>game</b> /geɪm/	joc	игра	<b>Gg</b> /dʒiː/
<b>garage</b> /'gærɑːʒ/	garaj	гараж	
<b>garden</b> /'gɑːdn/	grădină	сад, огород	
<b>get</b> /get/	a ajunge	доставать	
<b>get up</b> /,get 'ʌp/	a se scula	вставать	
<b>girl</b> /gɜːl/	fată	девочка	
<b>give</b> /gɪv/	a da	давать	
<b>go to bed</b>	a merge la culcare	ложиться	
<b>good</b> /ɡʊd/	bun	хороший	
<b>goodbye</b> /,ɡʊd'baɪ/	rămîi cu bine	до свидания	
<b>goose</b> /guːs/	gîscă	гусь	
<b>grandmother</b> /'grænmʌðə/	bunică	бабушка	
<b>grandfather</b> /'grænfɑːðə/	bunic	дедушка	
<b>granny</b> /'græni/	bunică	бабушка	
<b>grass</b> /grɑːs/	iarbă	трава	
<b>green</b> /ɡriːn/	verde	зелёный	
<b>grey</b> /ɡreɪ/	gri, cenușiu, cărunț	серый, седой	
<b>guess</b> /ges/	a ghici	угадать	

<b>hair</b> /heə(r)/	păr	волосы	<b>Hh</b> /eɪtʃ/
<b>Halloween</b> /,hæləʊ'iːn/	Ajunul Zilei Sfinților	канун дня всех святых	
<b>hamster</b> /'hæmstə/	hîrciog	хомяк	
<b>hand</b> /hænd/	mînă	рука	

<b>happy</b> /hæpi/ <b>hat</b> /hæt/ <b>have</b> /həv, hæv/ <b>have fun</b> /həv 'fʌn/ <b>he</b> /hi:/ <b>head</b> /hed/ <b>hedgehog</b> /'hedʒhɒg/ <b>Hello!</b> /hə'ləʊ/ <b>help</b> /help/ <b>hen</b> /hen/ <b>her</b> /hə(r)/ <b>Here you are.</b> /,hiə ju: 'ɑ:/ <b>his</b> /hiz/ <b>holiday</b> /'hɒlədeɪ/ <b>home</b> /həʊm/ <b>horse</b> /hɔ:s/ <b>hospital</b> /'hɒspɪtl/ <b>hot</b> /hɒt/ <b>house</b> /haʊs/ <b>housewife</b> /'haʊswaɪf/ <b>How are you?</b> /'haʊ ə ju/ <b>how many</b> /,haʊ 'meni/ <b>How old are you?</b> /,haʊ 'əʊld ə ju/	fericit pălărie a avea a se distra el cap arici Noroc! a ajuta găină ei, sa, său, săi, sale lată. Poftim lui, său, sa, săi, sale sărbătoare, vacanță acasă cal spital fierbinte casă gospodină Cum te simți? câte, câți? Câți ani ai?	счастливый шляпа иметь веселиться он голова ёж Привет! помогать курица её Пожалуйста его праздник, каникулы дома конь больница горячий дом домашняя хозяйка Как поживаешь? сколько? Сколько тебе лет?
--	---	---

<b>Ii</b> /aɪ/	<b>I</b> /aɪ/ <b>ice-cream</b> /,aɪs 'kri:m/ <b>in</b> /ɪn/ <b>into</b> /'ɪntə/	eu înghețată în în	я мороженое в в
-------------------	--	-----------------------------	--------------------------

<b>Jj</b> /dʒeɪ/	<b>jam</b> /dʒæm/ <b>January</b> /'dʒænjuəri/ <b>jeans</b> /dʒi:nz/ <b>job</b> /dʒɒb/ <b>July</b> /dʒʊ'laɪ/ <b>jump</b> /dʒʌmp/ <b>June</b> /dʒu:n/	gem ianuarie blugi lucru iulie a sări iunie	джем январь джинсы работа июль прыгать июнь
---------------------	---	---	---

<b>Kk</b> /keɪ/	<b>kangaroo</b> /,kæŋgə'ru:/ <b>kettle</b> /'ketl/ <b>kind</b> /kaɪnd/ <b>kitchen</b> /'kɪtʃɪn/ <b>kite</b> /kaɪt/ <b>knife</b> /naɪf/ <b>know</b> /nəʊ/	cangur ceainic bun bucătărie zmeu (de hîrtie) cuțit a ști	кенгуру чайник добрый кухня змей (бумажный) нож знать
--------------------	--	---	---

<p><b>lake</b> /leɪk/  <b>lamp</b> /læmp/  <b>large</b> /la:dʒ/    <b>learn</b> /lɜ:n/  <b>left</b> /left/  <b>leg</b> /leg/  <b>letter</b> /'letə(r)/  <b>Let us</b>  <b>light</b> /laɪt/  <b>like</b> /laɪk/  <b>listen</b> /'lɪsn/  <b>little</b> /'lɪtl/  <b>live</b> /lɪv/  <b>living-room</b> /'lɪvɪŋru:m/  <b>look</b> /lʊk/  <b>look like</b>  <b>long</b> /lɒŋ/  <b>lorry</b> /'lɒri/</p>	<p>lac  lampă  spațios    a învăța, a studia  stîng  picior  literă, scrisoare  (hai) să  luminos  a plăcea  a asculta  mic  a trăi, a locui  cameră de zi, salon  a privi  a avea înfățișare  lung  camion</p>	<p>озеро  лампа  широкий,  большой  учить(ся), узнавать  левый  нога  буква, письмо  давай(те)  светлый  нравиться, любить  слушать  маленький  жить  жилая комната  смотреть  быть похожим на  длинный  грузовик</p>
--	---	---

**Li**  
/el/

<p><b>man</b> /mæn/  <b>many</b> /'meni/  <b>map</b> /mæp/  <b>March</b> /mɑ:tʃ/  <b>match</b> /mætʃ/  <b>May</b> /meɪ/  <b>me</b> /mi:/  <b>mechanic</b> /mɪ'kænik/  <b>meet</b> /mi:t/    <b>milk</b> /mɪlk/  <b>missis (Mrs)</b> /'mɪsɪz/  <b>mister (Mr)</b> /'mɪstə/  <b>Monday</b> /'mʌndeɪ/  <b>month</b> /mʌnθ/  <b>monument</b> /'mɒnjumənt/  <b>morning</b> /'mɔ:nɪŋ/  <b>mother</b> /'mʌðə/  <b>mountain</b> /'maʊntən/  <b>mouse</b> /maʊs/  <b>mouth</b> /maʊθ/  <b>much</b> /mʌtʃ/  <b>mummy</b> /'mʌmi/  <b>mushroom</b> /'mʌʃrʊm/  <b>my</b> /maɪ/</p>	<p>bărbat  mulți, multe  hartă  martie  a potrive  mai  mie  mecanic  a întîlni, a face  cunoștință cu  lapte  doamnă  domn  luni  lună  monument  dimineață  mamă  munte  șoarece  gură  mult  mămică  ciupercă  mea, meu, mei, mele</p>	<p>мужчина  много  карта  март  приравнивать  май  мне  механик  встречать,  знакомиться с  молоко  госпожа  господин  понедельник  месяц  памятник  утро  мать  гора  мышь  рот  много  мамочка  гриб  мой, моя, мои</p>
--	---	---

**Mm**  
/em/



<b>Nn</b> /en/	<b>name</b> /neɪm/ <b>near</b> /nɪə/ <b>new</b> /njuː/ <b>newspaper</b> /'njuːspeɪpə(r)/ <b>nice</b> /naɪs/ <b>night</b> /naɪt/ <b>nine</b> /naɪn/ <b>nineteen</b> /,naɪn'tiːn/ <b>no</b> /nəʊ/ <b>nose</b> /nəʊz/ <b>November</b> /nəʊ'vembə/ <b>now</b> /naʊ/ <b>number</b> /'nʌmbə/ <b>nut</b> /nʌt/	<b>nume</b> <b>aproape</b> <b>nou</b> <b>ziar</b> <b>plăcut, simpatic</b> <b>noapte</b> <b>nouă</b> <b>nouăsprezece</b> <b>nu</b> <b>nas</b> <b>noiembrie</b> <b>acum</b> <b>număr</b> <b>nucă</b>	<b>имя</b> <b>близко</b> <b>новый</b> <b>газета</b> <b>приятный</b> <b>ночь</b> <b>девять</b> <b>девятнадцать</b> <b>нет</b> <b>нос</b> <b>ноябрь</b> <b>теперь</b> <b>число, номер</b> <b>орех</b>
-------------------	--	---	--

<b>Oo</b> /əʊ/	<b>October</b> /ɒk'təʊbə/ <b>old</b> /əʊld/ <b>on</b> /ɒn/ <b>one</b> /wʌn/ <b>open</b> /'əʊpən/ <b>orange</b> /'ɒrɪndʒ/ <b>our</b> /'aʊə(r)/	<b>octombrie</b> <b>bătrîn</b> <b>pe</b> <b>unul, una</b> <b>a deschide</b> <b>portocală, portocaliu</b> <b>al nostru</b>	<b>октябрь</b> <b>старый</b> <b>на</b> <b>один, одна</b> <b>открывать</b> <b>апельсин, оранжевый</b> <b>наш, наши</b>
-------------------	---	---	---

<b>Pp</b> /piː/	<b>park</b> /pɑːk/ <b>parrot</b> /'pærət/ <b>pen</b> /pen/ <b>pencil</b> /'pensl/ <b>pencil box</b> /'pensl bɒks/ <b>pet</b> /pet/ <b>pick up</b> /,pɪk 'ʌp/ <b>picture</b> /'pɪktʃə(r)/ <b>pig</b> /pɪɡ/ <b>pink</b> /pɪŋk/ <b>plane</b> /pleɪn/ <b>plate</b> /pleɪt/ <b>play</b> /pleɪ/ <b>please</b> /pliːz/ <b>plum</b> /plʌm/ <b>policeman</b> /pə'liːsmən/ <b>post office</b> /'pəʊst ofis/ <b>potato</b> /pə'tetəʊ/ <b>pretty</b> /'prɪti/ <b>princess</b> /,prɪn'ses/ <b>programmer</b> /'prəʊgræmə/ <b>pupil</b> /'pjʊːpl/ <b>puppy</b> /'pʌpi/ <b>put</b> /pʊt/	<b>parc</b> <b>papagal</b> <b>pix, stilou</b> <b>creion</b> <b>penar</b> <b>animal de casă preferat</b> <b>a ridica, a culege</b> <b>tablou</b> <b>porc</b> <b>roz, trandafiriu</b> <b>avion</b> <b>farfurie</b> <b>a (se) juca</b> <b>te/vă rog</b> <b>prună</b> <b>polițist</b> <b>oficiu poștal</b> <b>cartof</b> <b>drăguț</b> <b>prințesă</b> <b>programator</b> <b>elev</b> <b>cățeluș</b> <b>a pune</b>	<b>парк</b> <b>попугай</b> <b>ручка</b> <b>карандаш</b> <b>пенал</b> <b>любимое животное</b> <b>поднимать, собирать</b> <b>картина</b> <b>поросёнок</b> <b>розовый</b> <b>самолёт</b> <b>тарелка</b> <b>играть</b> <b>пожалуйста</b> <b>слива</b> <b>полицейский</b> <b>почта</b> <b>картофелина</b> <b>хорошенький</b> <b>принцесса</b> <b>программист</b> <b>ученик</b> <b>щенок</b> <b>класть, положить</b>
--------------------	--	---	---

<b>queen</b> /kwi:n/ <b>question</b> /kwestʃən/ <b>quick</b> /kwɪk/	<b>regină</b> întrebare repede, iute	<b>королева</b> вопрос быстрый	<b>Qq</b> /kju:/
---	--	--------------------------------------	---------------------

<b>rabbit</b> /'ræbɪt/ <b>rain</b> /reɪn/ <b>rainy</b> /'remi/ <b>read</b> /ri:d/ <b>red</b> /red/ <b>remember</b> /rɪ'membə(r)/ <b>repeat</b> /rɪ'pi:t/ <b>rhyme</b> /raɪm/ <b>right</b> /raɪt/ <b>roller skate</b> /'rɒləsket/  <b>roof</b> /ru:f/ <b>room</b> /ru:m/ <b>rooster</b> /'ru:stə(r)/ <b>ruler</b> /ru:lə/ <b>run</b> /rʌn/	<b>iepure</b> ploaie ploios a citi roșu a ține minte a repeta rimă drept patină cu rotile   <b>acoperiș</b> cameră cocoș riglă a alerga	<b>кролик</b> дождь дождливый читать красный помнить повторять рифма правый конек на роликах, кататься на роликах крыша комната петух линейка бегать	<b>Rr</b> /a:(r)/
--	---	---	----------------------

<b>satchel</b> /'sætʃəl/ <b>Saturday</b> /'sætədeɪ/ <b>saucer</b> /'sɔ:sə/ <b>say</b> /seɪ/ <b>school</b> /sku:l/ <b>sea</b> /si:/ <b>season</b> /'si:zən/ <b>second</b> /'sekənd/ <b>see</b> /si:/ <b>sentence</b> /'sentəns/ <b>September</b> /sep'tembər/ <b>seven</b> /'sevən/ <b>seventeen</b> /,sevən'ti:n/ <b>sharpener</b> /'ʃɑ:pənə/ <b>she</b> /ʃi:/ <b>sheep</b> /ʃi:p/ <b>shirt</b> /ʃɜ:t/ <b>shoe</b> /ʃu:/ <b>shop-assistant</b> /'ʃɒpəsɪstənt/ <b>short</b> /ʃɔ:t/ <b>shorts</b> /ʃɔ:ts/ <b>show</b> /ʃəʊ/ <b>sing</b> /sɪŋ/ <b>singer</b> /sɪŋə/	<b>ghiozdan</b> sîmbătă farfurioară a spune școală mare anotimp al doilea a vedea propoziție septembrie șapte șaptesprezece ascuțitoare ea oaie, oi cămașă pantof vînzător scurt, scund șorturi a arăta a cînta cîntăreț	<b>ранец</b> суббота блюдец говорить школа море время года второй видеть предложение сентябрь семь семнадцать точилка она овца, овцы рубашка туфля продавец короткий, низкий шорты показывать петь певец	<b>Ss</b> /es/
---	---	---	-------------------

<b>sister</b> /'sɪstə/ <b>sit</b> /sɪt/ <b>sit down</b> /,sɪt 'daʊn/ <b>six</b> /sɪks/ <b>sixteen</b> /,sɪks'ti:n/ <b>skirt</b> /skɜ:t/ <b>sleep</b> /sli:p/ <b>small</b> /smɔ:l/ <b>snow</b> /snəʊ/ <b>snowdrop</b> /'snəʊdrɒp/ <b>snowman</b> /'snəʊmæn/ <b>snug</b> /snʌg/ <b>sock</b> /sɒk/ <b>sofa</b> /'səʊfə/ <b>something</b> /'sʌmθɪŋ/ <b>sometimes</b> /'sʌmtaɪmz/ <b>son</b> /sʌn/ <b>song</b> /sɒŋ/ <b>speak</b> /spi:k/ <b>spoon</b> /spu:n/ <b>sport</b> /spɔ:t/ <b>spring</b> /sprɪŋ/ <b>stadium</b> /'steɪdɪəm/ <b>stand</b> /stænd/ <b>stand up</b> /,stænd 'ʌp/ <b>stocking</b> /'stɒkɪŋ/ <b>straight</b> /streɪt/ <b>street</b> /stri:t/ <b>substitute</b> /'sʌbstɪtju:t/ <b>suit</b> /su:t/ <b>summer</b> /'sʌmə/ <b>sunbathe</b> /'sʌnbet̪/ <b>Sunday</b> /'sʌndeɪ/ <b>sunny</b> /'sʌni/ <b>supermarket</b> /'sju:pəma:kɪt/ <b>sweet</b> /swi:t/ <b>swim</b> /swɪm/	soră a şede a se așeza șase șaisprezece fustă a dormi mic, mică zăpadă ghiocel om de zăpadă plăcut șosetă canapea ceva uneori, câteodată fiu cîntec a vorbi lingură sport primăvară stadion a sta (în picioare) a se ridica (în picioare) ciorap drept stradă a înlocui costum vară a se bronză duminică însorit supermarket dulce a înota	сестра сидеть садиться шесть шестнадцать юбка спать маленький снег подснежник снеговик уютный носок софа, диван что-то иногда сын песня говорить ложка спорт весна стадион стоять вставать чулок прямо улица заменить костюм лето загорать воскресенье солнечный универсам сладкий плавать
--	--	--

**Tt**  
/ti:/

<b>table</b> /'teɪbl/ <b>take</b> /teɪk/ <b>talk</b> /tɔ:k/ <b>tall</b> /tɔ:l/ <b>tap</b> /tæp/ <b>tea</b> /ti:/ <b>teaspoon</b> /'ti:spu:n/ <b>teacher</b> /'ti:tʃə/ <b>tell me</b> /'tel mi/	masă a lua a vorbi înalt a bate (ușor) ceai lingurița de ceai profesor, învățător spune-mi	стол брать разговаривать высокий постукивать чай чайная ложечка учитель скажи мне
--	--	---

<b>ten</b> /ten/ <b>tennis</b> /'tenɪs/ <b>thank you</b> /'θæŋk ju/ <b>that</b> /ðæt/ <b>theatre</b> /'θɪətə/ <b>their</b> /ðeə(r)/ <b>them</b> /ðəm/ <b>these</b> /ði:z/ <b>they</b> /ðei/ <b>thick</b> /θɪk/ <b>thin</b> /θɪn/ <b>thing</b> /θɪŋ/ <b>third</b> /θɜ:d/ <b>thirteen</b> /,θɜ:'ti:n/ <b>this</b> /ðɪs/ <b>those</b> /ðəʊz/ <b>three</b> /θri:/ <b>Thursday</b> /'θɜ:zdeɪ/ <b>tidy up</b> /,taɪdi 'ʌp/ <b>tie</b> /taɪ/ <b>tights</b> /taɪts/ <b>time</b> /taɪm/ <b>today</b> /tə'deɪ/ <b>tomato</b> /tə'mɑ:təʊ/ <b>too</b> /tu:/ <b>town</b> /taʊn/ <b>toy</b> /tɔɪ/ <b>traffic-light</b> /'træfɪk laɪt/ <b>train</b> /treɪn/ <b>tree</b> /tri:/ <b>trousers</b> /'traʊzəz/ <b>Tuesday</b> /'tju:zdeɪ/ <b>turtle</b> /tɜ:tl/ <b>TV</b> /,ti: 'vi:/ <b>TV stand</b>  <b>twelve</b> /twelv/ <b>twenty</b> /twenti/ <b>twin</b> /twɪn/ <b>two</b> /tu:/	zece tenis mulțumesc acela, aceea teatru lor lor aceștia, acestea ei gros subțire obiect al treilea treisprezece acesta, aceasta, acest aceaia, acelea trei joi a face ordine cravată, a lega dresuri timp azi roșie de asemenea oraș jucărie semafor tren copac pantaloni marți broască țestoasă televizor masă pentru televi- zor doisprezece douăzeci geamă doi, două	десять теннис спасибо тот, та, то театр их им эти они толстый тонкий вещь, предмет третий тринадцать этот, эта, это те три четверг приводить в порядок галстук, завязывать колготки время сегодня помидор тоже город игрушка светофор поезд дерево брюки вторник черепаха телевизор тумба для телевизора двенадцать двадцать близнец два, две, двое
--	---	--

<b>umbrella</b> /ʌm'brelə/ <b>under</b> /'ʌndə/ <b>usually</b> /'ju:ʒuəli/	umbrelă sub de obicei	ЗОНТ ПОД ОБЫЧНО
--	-----------------------------	-----------------------

**Uu**  
/ju:/'

<b>Vv</b> /vi:/	<b>vacation</b> /və'keɪʃən/ <b>vest</b> /vest/ <b>village</b> /'vɪlɪdʒ/	vacanță vestă sat	каникулы безрукавка деревня, село
--------------------	---	-------------------------	---

<b>Ww</b> /'dʌbliu:/	<b>walk</b> /wɔ:k/ <b>warm</b> /wɔ:m/ <b>wash</b> /wɒʃ/ <b>watch TV</b> /wɒtʃ/ <b>water</b> /'wɔ:tə/ <b>we</b> /wi:/ <b>wear</b> /weə/ <b>week</b> /wi:k/ <b>Wednesday</b> /'wenzdeɪ/ <b>well</b> /wel/ <b>what</b> /wɒt/ <b>when</b> /wen/ <b>where</b> /weə/ <b>Where are you from?</b> <b>white</b> /waɪt/ <b>who</b> /hu:/ <b>whose</b> /hu:z/ <b>window</b> /'wɪndəʊ/ <b>winter</b> /'wɪntə/ <b>with</b> /wɪð/ <b>woman</b> /'wʊmən/ <b>wool</b> /wʊl/ <b>word</b> /wɜ:d/ <b>work</b> /wɜ:k/ <b>write</b> /raɪt/	a umbla, a merge la pas cald a spăla a privi televizorul apă noi a purta săptămână miercuri bine; fântână ce, care, cât, cum cînd unde De unde ești? alb cine a, al, ai, ale cui, cărui fereastră iarnă cu femeie lînă cuvînt a lucra a scrie	ходить тепло, теплый мыть смотреть телевизор вода мы носить неделя среда хорошо; колодец что, который, какой когда где Откуда ты? белый кто чей, чья окно зима с женщина шерсть слово работать писать
-------------------------	---	---	---

<b>Yy</b> /waɪ/	<b>yard</b> /jɑ:d/ <b>yellow</b> /'jeləʊ/ <b>yesterday</b> /'jestədeɪ/ <b>you</b> /ju:/ <b>young</b> /jʌŋ/ <b>your</b> /jɔ:/  <b>You're welcome</b>	ogradă galben ieri tu, voi tînăr tău, ta, tăi, tale, vostru pentru puțin	двор жёлтый вчера ты, вы молодой твой, твоя, твоё, твои, ваш не за что
--------------------	--	---	---

<b>Zz</b> /zed/	<b>zebra</b> /'zebrə/	zebră	зебра
--------------------	-----------------------	-------	-------



# CONTENTS

## INTRODUCTION

<b>Lesson One</b>	Hello!.....	2
<b>Lesson Two</b>	Meet My Friend .....	4
<b>Lesson Three</b>	How Are You?.....	6
<b>Lesson Four</b>	How Old Are You?.....	8
<b>Lesson Five</b>	Where Are You from?.....	10
<b>Lesson Six</b>	He Is from Moldova .....	12

## MODULE ONE

<b>Lesson One</b>	This Is a Desk .....	14
<b>Lesson Two</b>	Is This Your Book?.....	16
<b>Lesson Three</b>	What's This?.....	18
<b>Lesson Four</b>	Colours .....	20
<b>Lesson Five</b>	What Colour Is His Cap?.....	22
<b>Lesson Six</b>	Where Is the Ball? .....	24
	Round Up.....	26

## MODULE TWO

<b>Lesson One</b>	Tim's Ball Is New .....	28
<b>Lesson Two</b>	My Family.....	30
<b>Lesson Three</b>	Is Your Father a Driver?.....	32
<b>Lesson Four</b>	Ben Has a House .....	34
<b>Lesson Five</b>	In the House.....	36
<b>Lesson Six</b>	In the Living-room.....	38
	Round Up.....	40

## MODULE THREE

<b>Lesson One</b>	How Many? .....	42
<b>Lesson Two</b>	These Are Lamps .....	44
<b>Lesson Three</b>	Are These Jeans?.....	46
<b>Lesson Four</b>	About Me.....	48
<b>Lesson Five</b>	The Seasons .....	50
<b>Lesson Six</b>	Twelve Months.....	52
	Round Up.....	54

## MODULE FOUR

<b>Lesson One</b>	What Day Is it Today? .....	56
<b>Lesson Two</b>	What Time Is it? .....	58
<b>Lesson Three</b>	Tim's Day .....	60
<b>Lesson Four</b>	Do You Play Tennis? .....	62
<b>Lesson Five</b>	Does Angela Like Ice-cream? ...	64
<b>Lesson Six</b>	What Do You Do on Sunday? ....	66
	Round Up.....	66

## MODULE FIVE

<b>Lesson One</b>	Dan's Town.....	70
<b>Lesson Two</b>	In the Street.....	72
<b>Lesson Three</b>	I Am Playing .....	74
<b>Lesson Four</b>	In the Village .....	76
<b>Lesson Five</b>	Is Jemmy Playing? .....	78
<b>Lesson Six</b>	On the Farm .....	80
	Round Up.....	82

## MODULE SIX

<b>Lesson One</b>	Easter Sunday.....	84
<b>Lesson Two</b>	Tommy's Birthday .....	86
<b>Lesson Three</b>	It Was Sunday Yesterday .....	88
<b>Lesson Four</b>	A School Trip .....	90
<b>Lesson Five</b>	At the Pet Shop.....	92
<b>Lesson Six</b>	School Is Over.....	94
	Round Up.....	96
<b>End-of-Book</b>	Round Up I Know English .....	98

<b>The English ABC</b> .....	100
<b>Phonetic Drills</b> .....	102
<b>Poems</b> .....	104
<b>Vocabulary</b> .....	108

Manualul a fost aprobat prin Ordinul Ministrului Educației al Republicii Moldova nr. 321 din 28 aprilie 2016.  
Manualul este elaborat conform Curriculumului disciplinar (aprobat în 2010) și finanțat din resursele Ministerului Educației al Republicii Moldova.

Acest manual este proprietatea Ministerului Educației al Republicii Moldova.

Școala .....				
Manualul nr. ....				
Anul de folosire	Numele și prenumele elevului care a primit manualul	Anul școlar	Aspectul manualului	
			la primire	la returnare
1				
2				
3				
4				
5				

- Învățătorul va controla dacă numele elevului este scris corect.
- Elevul nu trebuie să facă nici un fel de însemnări în manual.
- Aspectul manualului (la primire și la returnare) se va aprecia: *nou, bun, satisfăcător, nesatisfăcător*.

**Magic English** : Pupil's book : Second form : 2 / Iulia Ignatiuc, Ludmila Foca, Dina Puiu [et. al.] ; comisia de evaluare: Margareta Dușciac [et. al.]. – Chișinău : Arc, 2016 (Tipogr. „Balacron”). – 120 p.  
Apare cu sprijinul financiar al Min. Educației al Rep. Moldova.  
ISBN 978-9975-61-988-2.  
811.111(075.2)  
M 15

Comisia de evaluare: *Margareta Dușciac*, profesoara, grad didactic superior, Liceul de Creativitate și Inventică „Prometeu”, Chișinău  
*Inga Chiosa*, profesoara, grad didactic superior, Liceul Teoretic „Spiru Haret”, Chișinău  
*Nina Moraru*, profesoara, grad didactic superior, Liceul de Creativitate și Inventică „Prometeu-Prim”, Chișinău  
*Mariana Beschieru*, profesoara, grad didactic superior, Liceul Teoretic „Mihai Eminescu”, Chișinău

Recenzenți: *Galina Burdeniuc*, doctor habilitat în metodică predării limbilor străine;  
*Cornelia Cincilei*, doctor în filologie, conferențiar universitar, USM;  
*Ion Negură*, doctor în psihologie, conferențiar universitar, șeful Catedrei de psihologie a UPS „Ion Creangă”, Chișinău;  
*Vladimir Zmeev*, pictor-șef la Grupul Editorial „LITERA”.

Redactori: *Victoria Gross*, MA in Education, University of Maryland, USA;  
*John Paul*, BA in English, University of Boston, USA;  
*Tatiana Musteață*, metodist, Școala de Limbi Moderne și Management, Chișinău.

Grafician: *Serghei Samsonov*  
Coperta: *Marcel Șendrea*  
Tehnoredactor: *Zoe Ciumac*

Toate drepturile asupra acestei ediții aparțin Editurii ARC.

© Editura ARC, 2016  
© Iulia Ignatiuc, Lara Aladin, Ludmila Foca, Dina Puiu, Ana Muntean, 2016

Imprimat la Tipografia „BALACRON”. Com. nr. 672.

ISBN 978-9975-61-988-2

# MAGIC ENGLISH

## PUPIL'S BOOK · SECOND FORM

**Magic English** is a new three-level course in English which satisfies the National Curriculum requirements for the Primary School in Moldova.

### **Magic English**

encourages pupils' interaction and communication;

provides a systematic development of grammar, vocabulary, reading, writing, listening, speaking and pronunciation, integrated throughout;

raises pupils' awareness of cultural diversity;

makes it possible to check progress in an informal way through activities which involve discovery, problem-solving, language use and creative response.

### **Each level of Magic English contains:**

**The Pupil's Book** – a beautifully illustrated text-book with stimulating activities that are based on child-friendly vocabulary and are pupil-oriented.

**The Workbook** – a collection of activities that mirror the Pupil's Book content and provide additional material for classroom and home use.

**The Teacher's Book** – a guide for teachers consisting of detailed lesson notes.

**The Cassettes** contain dialogues, texts, poems, and phonetic drills as production models.

